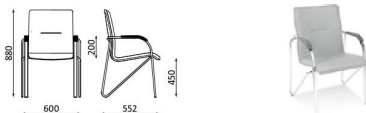
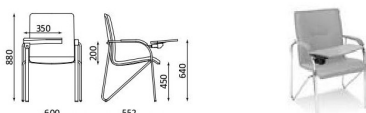
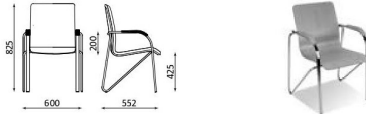
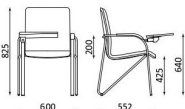


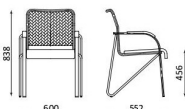




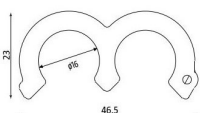



Samba

Stacking max. no of pcs	Net weight [kg]	Seat of chair - width [mm]	Seat of chair - depth [mm]	Model/Description	
4	8.0	460	460		SAMBA <ul style="list-style-type: none"> - fully upholstered shell, - 4-leg frame powder-coated in alu with wooden armrests pads (NF-xx), - glides for soft floors (GB). SAMBA 4L-ARM-ALU NF-xx xx GB
					SAMBA CR <ul style="list-style-type: none"> - fully upholstered shell, - 4-leg frame chromium plated with wooden armrests pads (NF-xx), - glides for soft floors (GB). SAMBA 4L-ARM-CR NF-xx xx GB
	9.0	460	460		SAMBA TR <ul style="list-style-type: none"> - fully upholstered shell, - 4-leg frame powder-coated in alu colour with wooden armrests pads (NF-xx), - right hand wooden writing tablet (TR-xx), - glides for soft floors (GB). SAMBA 4L-ARM-ALU NF-xx xx TR-xx GB
					SAMBA CR TR <ul style="list-style-type: none"> - fully upholstered shell, - 4-leg frame chromium plated with wooden armrests pads (NF-xx), - right hand wooden writing tablet (TR-xx), - glides for soft floors (GB). SAMBA 4L-ARM-CR NF-xx xx TR-xx GB
4	7.8	445	460		SAMBA WOOD <ul style="list-style-type: none"> - wooden shell (WOOD), - 4-leg frame powder-coated in alu colour with wooden armrests pads (NF-xx), - glides for soft floors (GB). SAMBA 4L-ARM-ALU NF-xx WOOD-xx GB
					SAMBA CR WOOD <ul style="list-style-type: none"> - wooden shell (WOOD), - 4-leg frame chromium plated with wooden armrests pads (NF-xx), - glides for soft floors (GB). SAMBA 4L-ARM-CR NF-xx WOOD-xx GB

				Model/Description	
Stacking max. no of pcs	Net weight [kg]	Seat of chair - width [mm]	Seat of chair - depth [mm]		
8,8	445	445	460		 <div>SAMBA WOOD TR<ul style="list-style-type: none">- wooden shell (WOOD),- 4-leg frame powder-coated in alu with wooden armrests pads (NF-xx),- right hand wooden writing tablet (TR-xx),- glides for soft floors (GB).SAMBA 4L-ARM-ALU NF-xx WOOD-xx TR-xx GB</div>
				 <div>SAMBA CR WOOD TR<ul style="list-style-type: none">- wooden shell (WOOD),- 4-leg frame chromium plated with wooden armrests pads (NF-xx),- right hand wooden writing tablet (TR-xx)- glides for soft floors (GB).SAMBA 4L-ARM-CR NF-xx WOOD-xx TR-xx GB</div>	
4		445	460		 <div>SAMBA NET<ul style="list-style-type: none">- black mesh backrest,- upholstered seat,- 4-leg frame powder-coated in alu colour with wooden armrests pads (NF-xx),- glides for soft floors (GB).SAMBA-NET 4L-ARM-ALU NF-xx BA-NT01 SE-xx GB</div>
				 <div>SAMBA NET CR<ul style="list-style-type: none">- black mesh backrest,- upholstered seat,- 4-leg frame chromium plated with wooden armrests pads (NF-xx),- glides for soft floors (GB).SAMBA-NET 4L-ARM-CR NF-xx BA-NT01 SE-xx GB</div>	
10	465	465	480		 <div>SAMBA II GTP<ul style="list-style-type: none">- fully upholstered shell,- fixed armrests with wooden pads (GTP-CR-xx),- base - Ø655 mm five-star steel chromium plated (ST01-CR),- castors - Ø50 mm for soft floors (SH).SAMBA-II ST01-CR GTP-CR-xx PST45-BL xx SH</div>
					 <div>LINK-PLASTIC 16<ul style="list-style-type: none">- dedicated to connect Samba frame chairs, connection between rear legs,- plastic in black or alu colour,- set contains 2 pcs of connectorP0152-T97xx</div>