

Play&Work

Technical description

1. Desks

1.1. Table top

Fixed table tops – finish options:

- melamine faced chipboard (MFC), thickness 25 mm, class E1, with 2 mm edge in glue technology as standard or laser edge as an option,
- laminate – top part of chipboard covered with laminate, bottom part covered with anti-resilient laminate in grey colour, thickness 25 mm, with 2 mm edge in glue technology,
- laminate (cellular board) – top part of board covered with laminate, bottom part covered with anti-resilient laminate in grey colour, thickness 25 mm, with 2 mm edge in glue technology, available with U-legs base only.
- linoleum – top part of birch plywood covered with linoleum, bottom part covered with anti-resilient laminate, thickness 25 mm, with wax protected edge (plywood structure visible).

Table tops are available in following shape options: rectangular, one side rounded or both-sides rounded at 50 mm radius, and in wide range of dimensions. Cut outs for grommets as well as media ports in various types and configurations – applicable as an option.

1.2. Base

U-legs – made of steel tube Ø40 mm welded with supporting beam made of steel profile 40 × 50 mm.

Frame – made of steel profiles 30 × 40 mm assembled to table top.

Finish options: powder-coated in alu, black or white colour.

Fixed height 740 mm as standard, levelling in range of 10 mm.

T-legs with fixed height – one-segment columns made of steel tube Ø70 mm with feet equipped with levelling glides.

Frame – made of steel profile 102 × 50 mm assembled to table top.

Finish options: powder-coated in alu, black or white colour.

Fixed height 740 mm as standard, levelling in range of 10 mm.

T-legs with manual height adjustment-ratchet type – two-segment columns made of steel tubes Ø70 mm, Ø63 mm, from bottom to top respectively, with feet equipped with levelling glides.

Frame – made of steel profile 102 × 50 mm assembled to table top.

Finish options: powder-coated in alu, black or white colour.

Manual height adjustment in range of 650–890 mm, levelling in range of 10 mm.

T-legs with manual height adjustment by crank – two-segment columns made of steel tubes Ø70 mm, Ø63 mm, from bottom to top respectively, with feet equipped with levelling glides.

Frame is made of steel profile 102 × 50 mm assembled to table top.

Finish options: powder-coated in alu, black or white colour.

Manual height adjustment in range of 650–1050 mm, levelling in range of 10 mm.

T-legs with electric height adjustment – three segment columns made of steel tubes – Ø70 mm, Ø63 mm, Ø56 mm, from bottom to top respectively, with feet equipped with levelling glides. Each column is equipped with a drive placed inside, connected with control box with following plug standards: European (EU), British (GB), and Swiss (CH).

Frame – made of steel profile 102 × 50 mm assembled to table top.

Control panel for height adjustment – retractable, with display and memory function as standard.

Anti-Collision function – columns automatically detects obstacles, which helps to avoid collision, available as standard.

Finish options: powder-coated in alu, black or white colour.

Electric height adjustment in range of 650–1300 mm, levelling in range of 10 mm.

Desk base divider for T-legs – recommended to use for safety reasons, when making linear arrangement of two or more desks with height adjustment. Distance between table tops: 25 mm.

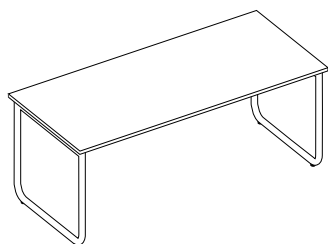
Finish options: powder-coated in alu, black or white colour.

Note: internal tubes of legs with height adjustment are powder-coated in colours that differ from external tube colours, due to high abrasion resistance requirement.

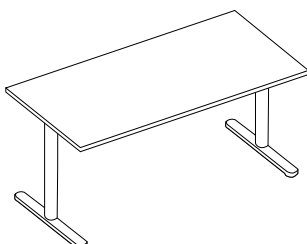
All desks are unassembled as standard.

1.3. Product range

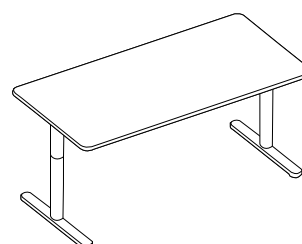
Bases



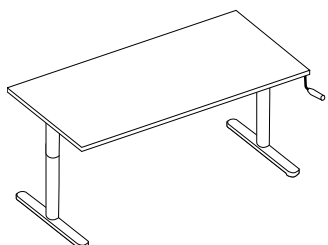
U-legs



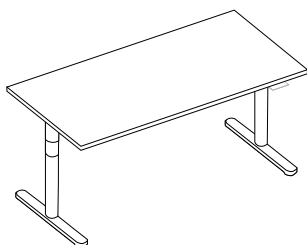
T-legs with fixed height



T-legs with manual height adjustment-ratchet type



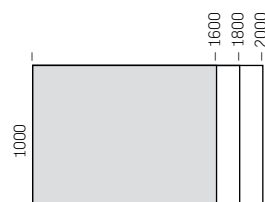
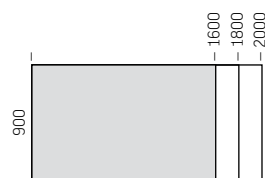
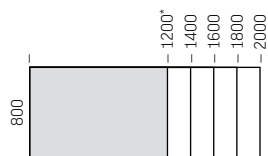
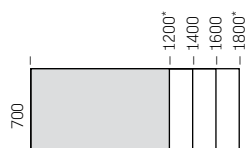
T-legs with manual height adjustment by crank



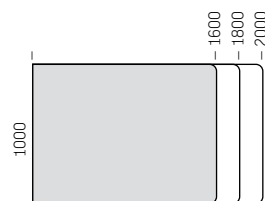
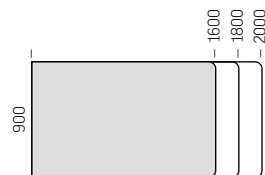
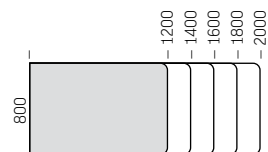
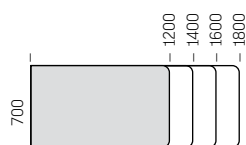
T-legs with electric height adjustment

Table tops

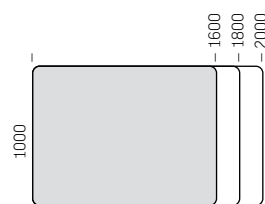
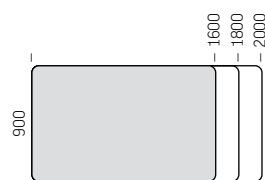
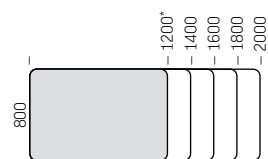
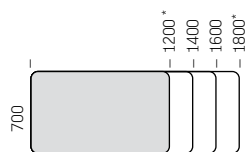
Rectangular



One-side rounded *

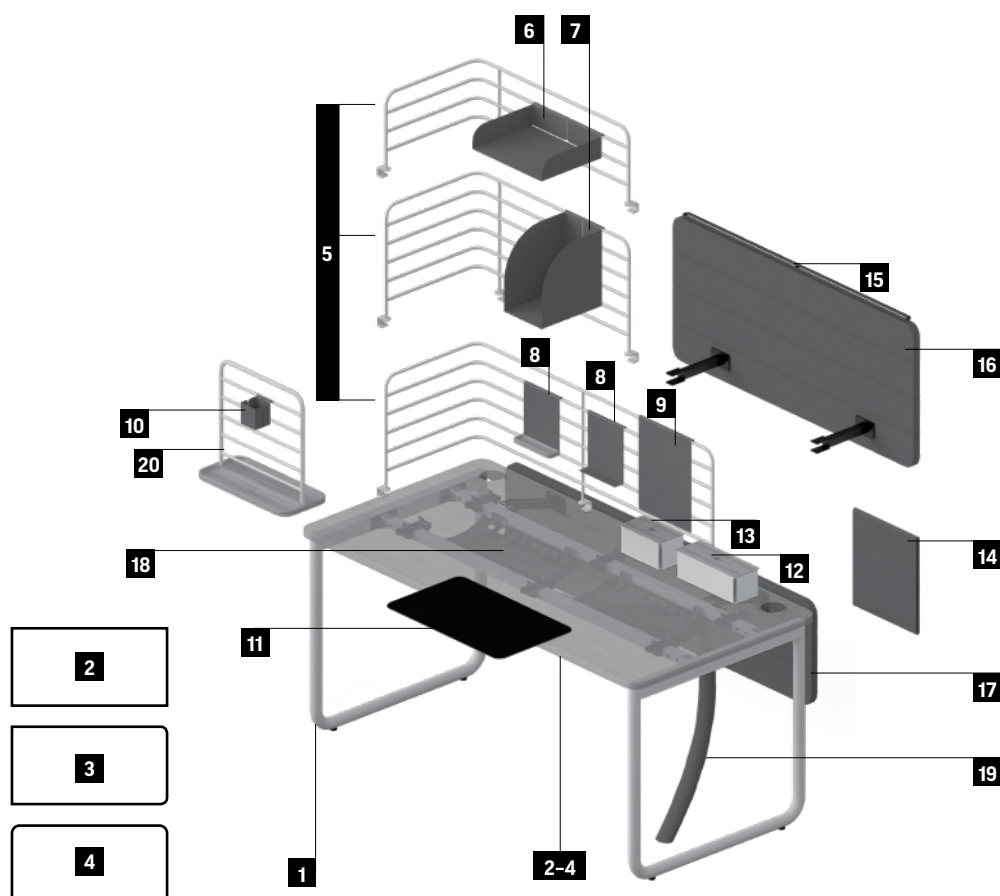


Both-sides rounded



* not available for T-leg

- 1** U-legs
- 2** Rectangular table top
- 3** One-side rounded table top
- 4** Both-sides rounded table top
- 5** Metal panels
- 6** Horizontal shelf (A4)
- 7** Binder box
- 8** Magnetic board with a pencil tray
- 9** Magnetic board
- 10** Pencil box
- 11** Leather pad
- 12** Media Box
- 13** Media Box Mini
- 14** Upholstered pad
- 15** Organiser strip
- 16** Upper upholstered panel
- 17** Modesty panel
- 18** Horizontal wire trunking
- 19** Vertical wire trunking
- 20** Free-standing metal organiser



Technical description

2. Workbenches

2.1. Table top

Sliding table tops (for U-legs base) – made of melamine faced chipboard (MFC), thickness 25 mm, class E1, with 2 mm edge in glue technology as standard or laser edge as an option,

Fixed table tops (for H-legs base) – finish options:

- melamine faced chipboard (MFC), thickness 25 mm, class E1, with 2 mm edge in glue technology as standard or laser edge as an option,
- laminate – top part of chipboard covered with laminate, bottom part covered with anti-resilient laminate in grey colour, thickness 25 mm, with 2 mm edge in glue technology,
- linoleum – top part of birch plywood covered with linoleum, bottom part covered with anti-resilient laminate, thickness 25 mm, with wax protected edge (plywood structure visible).

Fixed extension tops (for U-legs base) – made of melamine faced chipboard (MFC), thickness 25 mm, class E1, with 2 mm edge in glue technology as standard or laser edge as an option. Extension top cannot be ordered separately, always as a optional part of workbench configuration.

Table tops are available in following shape options: rectangular, one-side rounded (not applicable to H-leg base) or both-sides rounded at 50 mm radius, and in wide range of dimensions.

Cut outs for grommets as well as media ports in various types and configurations – applicable as an option.

2.2. Base

U-legs – made of steel tube Ø 40 mm welded with supporting beam made of steel profile 40 × 50 mm.

U-leg in additional module is recessed 400 mm from table top edge.

Frame – made of steel profiles 30 × 40 mm assembled to table top.

Finish options: powder-coated in alu, black or white colour.

Fixed height 740 mm as standard, levelling in range of 10 mm.

H-legs with manual height adjustment by crank – two-segment columns made of steel tubes Ø 70 mm, Ø 63 mm, from bottom to top respectively, connected with crossbeam, made of steel profile 60 × 40 mm. Legs are fitted with metal leg adapter and levelling glides.

Frame is made of steel profile 102 × 50 mm assembled to table tops.

Finish options: powder-coated in alu, black or white colour.

Manual height adjustment in range of 650–1050 mm, levelling in range of 10 mm.

H-legs with electric height adjustment – three

segment columns made of steel tubes – Ø 70 mm, Ø 63 mm, Ø 56 mm, from bottom to top respectively, connected with crossbeam, made of steel profile 60 × 40 mm. Legs are fitted with metal leg adapter and levelling glides. Each column is equipped with a drive placed inside, connected with control box with following plug standards: European (EU), British (GB), and Swiss (CH). Frame – made of steel profile 102 × 50 mm assembled to table tops.

Control panel for height adjustment – retractable, with display and memory function as standard. Anti-Collision function – columns automatically detects obstacles, which helps to avoid collision, available as standard.

Finish options: powder-coated in alu, black or white colour.

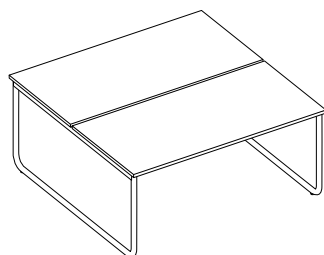
Electric height adjustment in range of 650–1300 mm, levelling in range of 10 mm.

Workbench base divider for H-legs – recommended to use for safety reasons, when making linear arrangement of two or more workbenches with height adjustment. Distance between table tops: 25 mm. Finish options: powder-coated in alu, black or white colour.

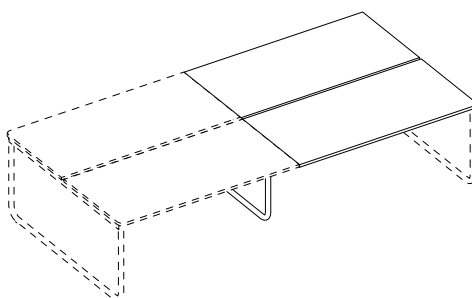
Note: internal tubes of legs with height adjustment are powder-coated in colours that differ from external tube colours, due to high abrasion resistance requirement.

2.3. Product range

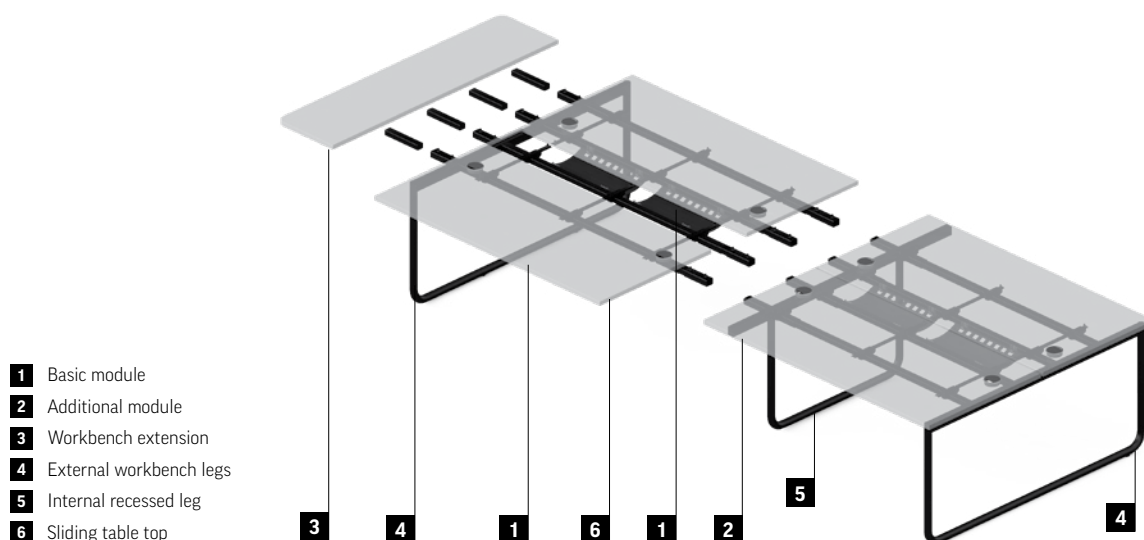
Bases

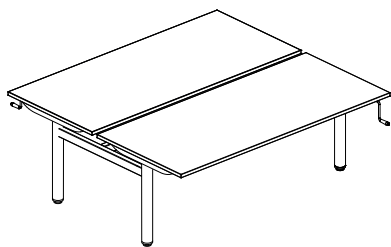


Basic module with U-legs

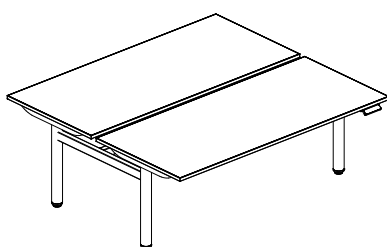


Additional module with U-leg

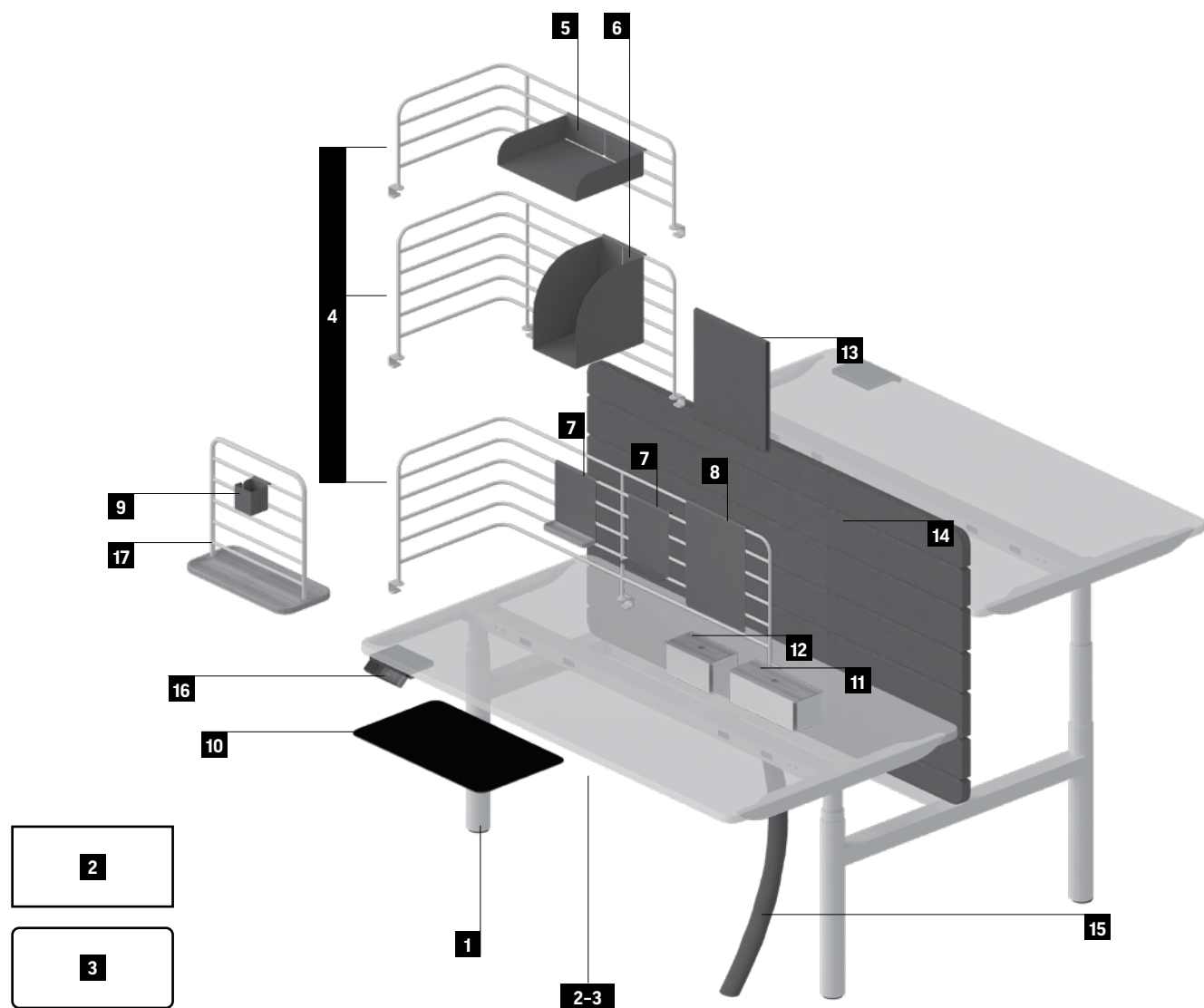




H-legs with manual height adjustment by crank



H-legs with electric height adjustment

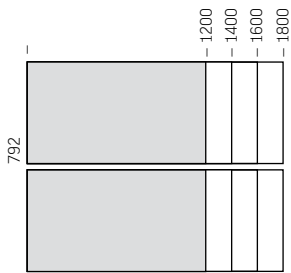


- | | | |
|---------------------------------------|--|--|
| 1 H-legs | 7 Magnetic board with a pencil tray | 13 Upholstered pad |
| 2 Rectangular table top | 8 Magnetic board | 14 Upper upholstered panel |
| 3 Both-sides rounded table top | 9 Pencil box | 15 Vertical wire trunking |
| 4 Metal panels | 10 Leather pad | 16 Control panel with a display and a memory function |
| 5 Horizontal shelf (A4) | 11 Media Box | 17 Free-standing metal organiser |
| 6 Binder box | 12 Media Box Mini | |

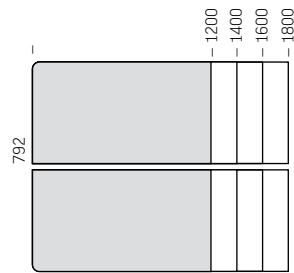
Technical description

Table tops

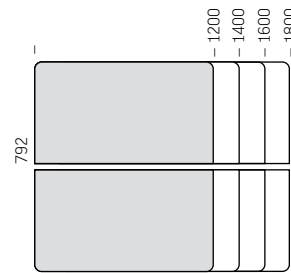
Rectangular for U-leg



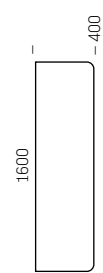
One-side rounded for U-leg



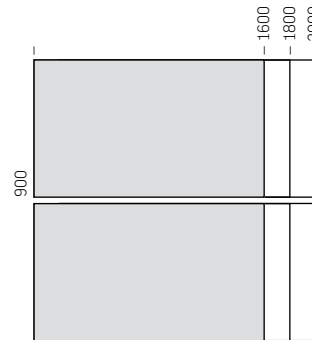
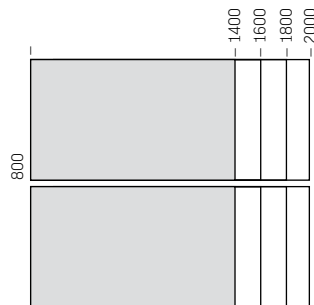
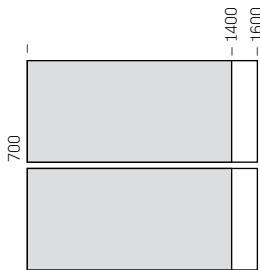
Both-sides rounded for U-leg



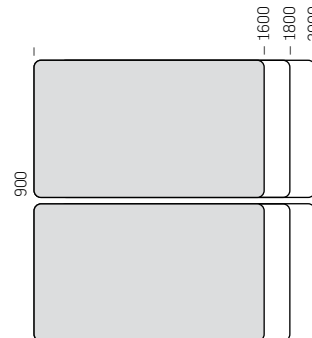
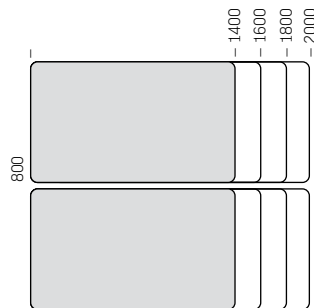
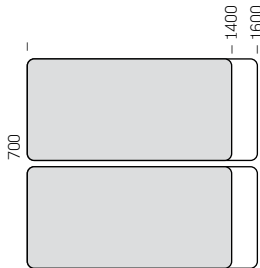
Additional workbench extension



Rectangular for H-leg



Both-sides rounded for H-leg



	ADJUSTMENT RANGE				
	DESKS		WORKBENCHES		HIGH TABLE
	U-LEGS	T-LEGS	U-LEGS	H-LEGS	U-LEG
Fixed height	740 mm	740 mm	740 mm	—	1117 mm
Manual height adjustment - ratchet type	—	650-890 mm	—	—	—
Manual height adjustment by crank		650-1050 mm		650-1050 mm	
Electric height adjustment		650-1300 mm		650-1300 mm	

Technical parameters (applicable to base with electric height adjustment):

- Anti-Collision technology,
- protection against overheating,
- smooth start&stop,
- smooth up&down movement,
- speed 50 mm/s,
- noise < 50 dB,
- power consumption in standby mode 0.6 W,
- load capacity 75 kg per tabletop made of melamine faced chipboard (MFC) or laminated/two columns,
- load capacity 70 kg per tabletop made of linoleum/two columns,
- direct current drive power supply.

3. Desks for integration with cabinet

3.1. Table top

Fixed table tops – made of melamine faced chipboard (MFC), thickness 25 mm, class E1, with 2 mm edge in glue technology.

Table tops are available in following shape options: rectangular or one-side rounded at 50 mm radius. Cut outs for grommets as well as media ports in various types and configurations – applicable as an option.

3.2. Base

U-leg – made of steel tube Ø 40 mm welded with supporting beam made of steel profile 40 × 50 mm.

Frame – made of steel profiles 30 × 40 mm assembled to table top, equipped with dedicated connectors for cabinet integration.

Finish options: powder-coated in alu, black or white colour.

Fixed height 740 mm as standard, levelling in range of 10 mm.

3.3. Product range

Bases

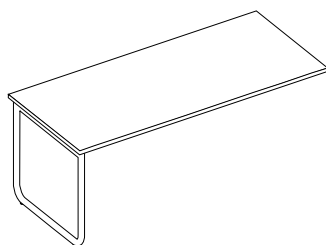
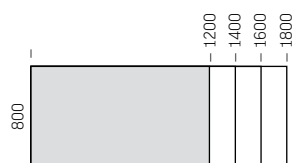
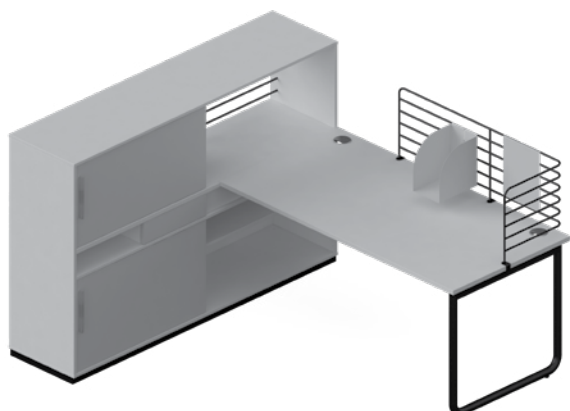
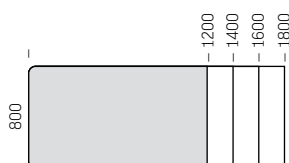


Table tops

Rectangular



One-side rounded



Technical description

4. Workbenches for integration with cabinets

4.1. Table top

Sliding table tops – made of melamine faced chipboard (MFC), thickness 25 mm, class E1, with 2 mm edge in glue technology.

Fixed extension tops – made of melamine faced chipboard (MFC), thickness 25 mm, class E1, with 2 mm edge in glue technology. Extension top cannot be ordered separately, always as an optional part of workbench configuration. Table tops are available in following shape options: rectangular or one-side rounded at 50 mm radius. Cut outs for grommets as well as

media ports in various types and configurations – applicable as an option.

4.2. Base

U-leg – made of steel tube Ø 40 mm welded with supporting beam made of steel profile 40 × 50 mm.

U-leg in additional module is recessed 400 mm from table top edge.

Frame – made of steel profiles 30 × 40 mm assembled to table top, equipped with dedicated connectors for cabinet integration.

Finish options: powder-coated in alu, black or white colour.

Fixed height 740 mm as standard, levelling in range of 10 mm.

4.3. Product range

Bases

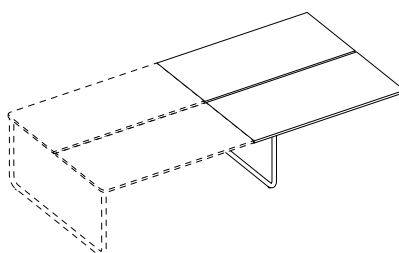
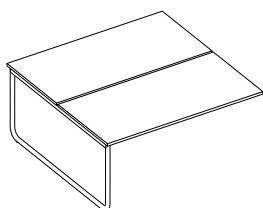
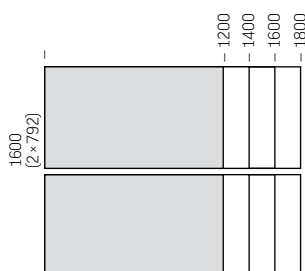

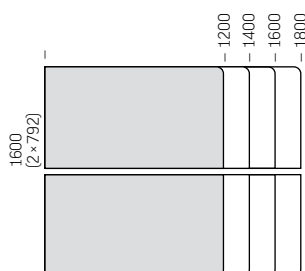


Table tops


Rectangular



One-side rounded



Workbench basic module
For one-side integration with cabinets



Workbench basic and additional modules
For double-side integration with cabinets

5. Desk for integration with sideboard

5.1 Table top

Fixed table tops – finish options:

- melamine faced chipboard (MFC), thickness 25 mm, class E1, with 2 mm edge in glue technology as standard or laser edge as an option,
- laminate – top part of chipboard covered with laminate, bottom part covered with anti-resilient laminate in grey colour, thickness 25 mm, with 2 mm edge in glue technology,
- linoleum – top part of birch plywood covered with linoleum, bottom part covered with anti-

resilient laminate, thickness 25 mm, with wax protected edge (plywood structure visible). Table tops are available in double-side rounded at 50 mm radius shape. Cut outs for grommets as well as media ports in various types and configurations – applicable as an option.

5.2 Base

U-leg – made of steel tube Ø 40 mm welded with supporting beam made of steel profile 40 × 50 mm.

Frame – made of steel profiles 30 × 40 mm

assembled to table top, equipped with dedicated connectors for cabinet integration.

Finish options: powder-coated in alu, black or white colour.

Fixed height 740 mm as standard, levelling in range of 10 mm.

5.3. Product range

Bases

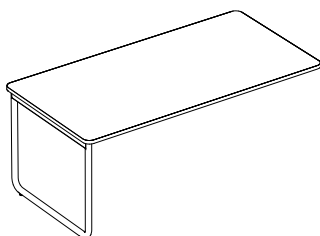
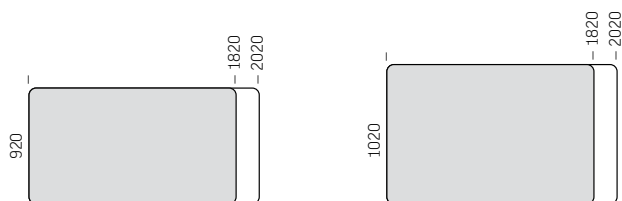


Table tops



Technical description

6. Sideboard for integration with desk

Sideboard versions:

Double-sided

- Model A - external side: 1 sliding door, internal side: open part and 3 black metal drawers with 80% slide extension, equipped with soft-close system, lock as an option.
- Model B - external side: 1 sliding door, internal side: 1 sliding door.

One-sided

- Model C - 2 sliding doors.

All elements (top, carcass, fronts, shelves) are made of melamine faced chipboard (MFC), class E1, thickness 18 mm, with edge in glue technology.

Sliding doors - equipped with soft-close system, lock as an option.

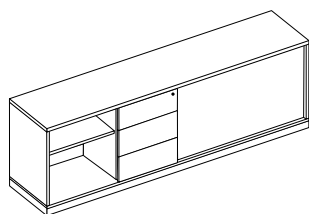
Handles - available only for sliding doors in following finishes:

- wooden handle: natural beech, white beech, black beech or natural oak,
- metal handle in alu colour.

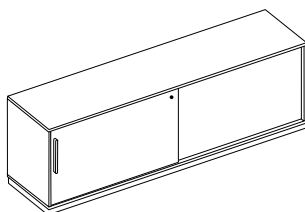
Metal base - made of steel profile 40 × 20 mm, powder-coated in alu, white or black colour.

All sideboards are fully assembled as standard.

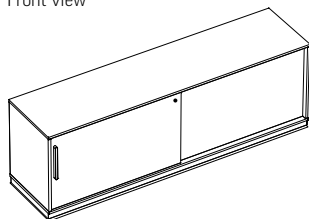
6.1. Product range



Front view

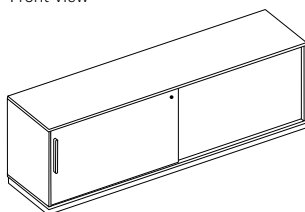


Front view



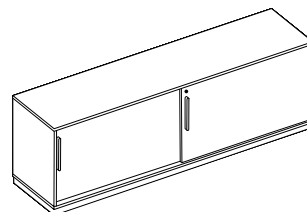
Back view

Model A




Back view

Model B



Model C



7. High table for integration with cabinet

7.1. Table top

Fixed table tops – made of melamine faced chipboard (MFC), thickness 18 mm, class E1, with 2 mm edge in glue technology.

Table tops are available in one-side rounded at 50 mm radius shape. Cut outs for grommets as well as media ports in various types and configurations – applicable as an option.

7.2. Base

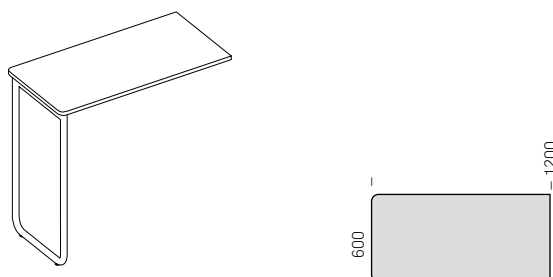
U-leg – made of steel tube Ø 40 mm welded with supporting beam made of steel profile 40 × 50 mm.

Frame – made of steel profiles 30 × 40 mm assembled to table top, equipped with dedicated connectors for cabinet integration.

Finish options: powder-coated in alu, black or white colour.

Fixed height 1117 mm as standard, levelling in range of 10 mm.

7.3. Product range



8. Cabinet for integration with high table

All elements (top, carcass, fronts, shelves) are made of melamine faced chipboard (MFC), class E1, thickness 18 mm, with edge in glue technology.

Sliding doors – equipped with soft-close system, lock as an option.

Handles – available only for sliding doors in following finishes:

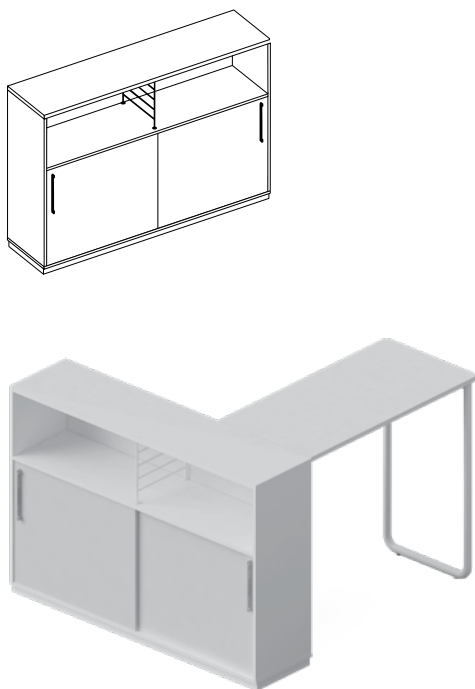
- wooden handle: natural beech, white beech, black beech or natural oak,
- metal handle in alu colour.

Metal base – made of steel profile 40 × 20 mm, powder-coated in alu, white or black colour.

Metal panel – made of Ø 10 mm rod, powder-coated in alu, white or black colour, always in the same colour as metal base.

Cabinet is fully assembled as standard.

8.1. Product range



Technical description

9. Panels

9.1. Desk panels

Upper angular metal (high and low) – made of Ø 10 mm rod.

Panel types:

- high (height 430 mm),
- low (height 300 mm).

Finish options: powder-coated in alu, black or white colour.

Tool-free assembly – pulled over table top edge.

Upholstered pad for metal panel – made of upholstery with zip. Dedicated to desk and workbench metal panels and metal panels in cabinets.

Upper fully upholstered, front (high and low) – structure made of wooden frame, thickness 22 mm with soft fibreboard, thickness 8 mm, covered with foam and fabric cover with horizontal stitching, pinnable.

Panel thickness 32 mm, edges rounded at 40 mm radius.

Organiser strip is made of Ø 10 mm rod, powder-coated in white, black or alu colour, available as an option.

Panel types:

- high (height 660 mm),
- low (height 530 mm).

Brackets finish options: powder-coated in alu, black or white colour.

Assembly with metal brackets to desk frame (U-legs base) or pulled over table top edge (T-legs base).

CS5040 upper fully upholstered, front – structure is made of 8 mm raw chipboard with 8 mm soft fibreboard on both sides, with fabric cover, pinnable. Panel thickness 24 mm, upper edges rounded at 50 mm radius.

Assembly with metal brackets to desk frame

(U-legs base) or pulled over table top edge (T-legs base).

Upholstered panel is placed in U-shape bracket, and can be easily removed.

Brackets finish options: powder-coated in alu, black or white colour.

CS5040 upper felt, front – made of thermoformed felt in light or dark grey colour. Panel thickness 24 mm, upper edges rounded at 40 mm radius. Assembly with metal brackets to desk frame (U-legs base) or pulled over table top edge (T-legs base).

Felt panel is placed in U-shape bracket, and can be easily removed.

Brackets finish options: powder-coated in alu, black or white colour.

Modesty fully upholstered, front – structure made of melamine faced chipboard (MFC), thickness 18 mm, class E1, covered with foam and fabric cover with horizontal stitching.

Panel thickness 28 mm, edges rounded at 40 mm radius.

Assembly with metal brackets to desk frame (U-legs base) or directly to table top (T-legs base).

Brackets finish options: powder-coated in alu, black or white colour.

Note: simultaneous assembly of modesty and upper panel is not possible.

Upper fully upholstered, side – structure made of wooden frame, thickness 22 mm and soft fibreboard, thickness 8 mm, covered with foam and fabric cover with horizontal stitching, pinnable. Panel thickness 32 mm, edges rounded at 40 mm radius.

Brackets finish options: powder-coated in alu, black or white colour.

Assembly with metal bracket pulled over table top edge on one side.

9.2. Workbench panels

Upper metal, front – made of Ø 10 mm rod.

Finish options: powder-coated in alu, black or white colour.

Tool-free assembly – pulled over table top edge.

Upper fully upholstered, front (high and low) – structure made of wooden frame, thickness 22 mm with soft fibreboard, thickness 8 mm, covered with foam and fabric cover with horizontal stitching, pinnable.

Panel thickness 32 mm, edges rounded at 40 mm radius.

Organiser strip is made of Ø 10 mm rod, powder-coated in white, black or alu colour, available as an option for U-legs base only.

Panel types:

- high (height 530 mm for U-legs base, and 737 mm for H-legs base,
- low (height 400 mm for U-legs base, and 607 mm for H-legs base).

Brackets finish options: powder-coated in alu, black or white colour.

Assembly with metal brackets to workbench frame (U-legs base), or to metal beam (H-legs base).

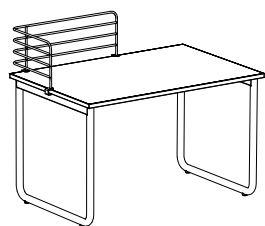
CS5040 upper fully upholstered, front – structure is made of 8 mm raw chipboard with 8 mm soft fibreboard on both sides, with fabric cover, pinnable. Panel thickness 24 mm, upper edges rounded at 50 mm radius.

Brackets finish options: powder-coated in alu, black or white colour.

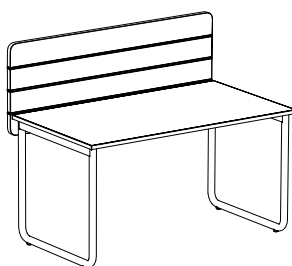
Assembly with metal brackets to desk frame (U-legs base).

7.3. Product range

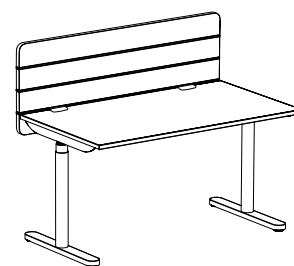
Desk panels



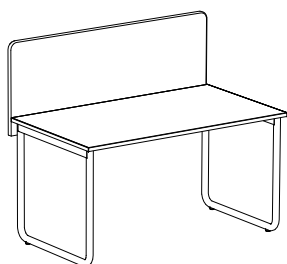
Upper angular metal panel



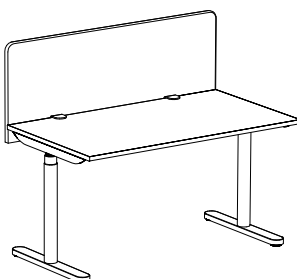
Upper fully upholstered, front panel
For U-legs base



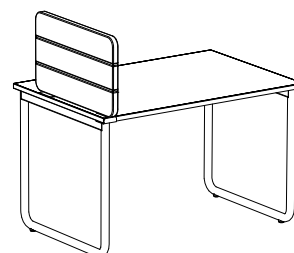
Upper fully upholstered, front panel
For T-legs base



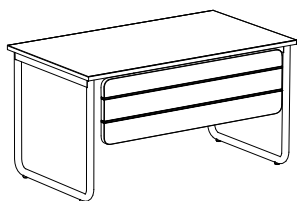
CS5040 upper fully upholstered/felt, front panel
For U-legs base



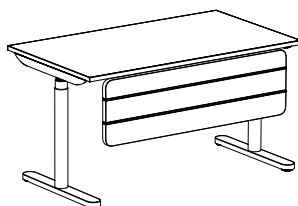
CS5040 upper fully upholstered/felt, front panel
For T-legs base



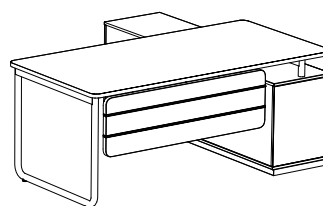
Upper fully upholstered, side panel



Modesty fully upholstered, front
For U-legs base

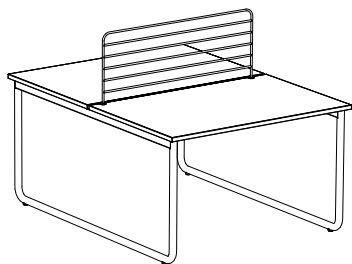


Modesty fully upholstered, front
For T-legs base

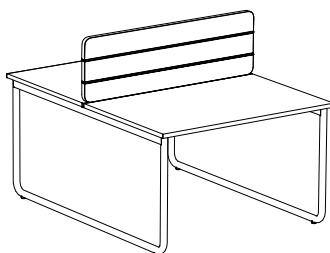


Modesty fully upholstered, front
For desks integrated with sideboard

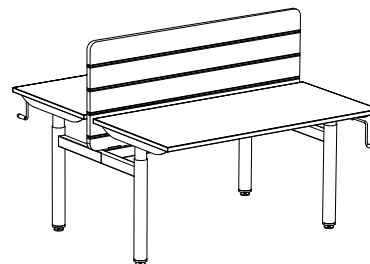
Workbench panels



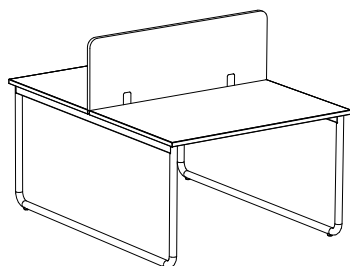
Upper metal, front panel
For U-legs base



Upper fully upholstered, front panel
For U-legs base



Upper fully upholstered, front panel
For H-legs base



CS5040 upper fully upholstered, front panel
For U-legs base

10. Cable management

Horizontal wire trunking

Modular metal – made of metal sheet, thickness 1 mm, powder-coated in black colour. Tool-free assembly to table top frame with plastic connectors. Applicable to desk and workbench on U-legs base.

Upholstered – made of fabric with reinforced bottom part. Tool-free assembly to table top frame with plastic connectors (U-legs base) or directly to table top with plastic connectors (T-legs or H-legs base).

Foldable, based on CS5040 for desks on T-legs – made of steel sheet, thickness 1.0 mm. Powder coated in alu, black or white. Fixing directly to table top with dedicated plastic brackets (included).

Vertical wire trunking

Upholstered – made of fabric with zip. Assembly to table top frame with plastic connectors (fixed table top only) or directly to table top with plastic connectors.

Available in diameter 38 or 65 mm, and in various lengths – depending on type of height adjustment.

Technical description

11. Big Orga Tower, free-standing

11.1. Big Orga Tower versions

Low drawer and open part with melamine faced chipboard back

carcass, back, fronts and drawer are made of melamine faced chipboard (MFC), class E1, thickness 18 mm, top and middle shelf thickness 25 mm, with edge in glue technology.

Drawer – including 3 shelves, lock as an option. Additional castors are included as standard for safety reasons.

Handles – available in following finishes:

- wooden handle: natural beech, white beech, black beech or natural oak,
- metal handle in alu colour.

Metal base – made of steel profile 20 × 20 mm, powder-coated in alu, white or black colour.

Height: 30H (1117 mm)

Width: 400 mm

Depth: 800 mm

Low drawer and open part with metal panel back

carcass, fronts and drawer are made of melamine faced chipboard (MFC), class E1, thickness 18 mm, top and middle shelf thickness 25 mm, with edge in glue technology.

Metal panel back – made of Ø 10 mm rod, powder coated in alu, white or black colour, always in the same colour as metal base.

Drawer – including 3 shelves, lock as an option. Additional castors are included as standard for safety reasons.

Handles – available in following finishes:

- wooden handle: natural beech, white beech, black beech or natural oak,
- metal handle in alu colour.

Metal base – made of steel profile 20 × 20 mm, powder-coated in alu, white or black colour.

Height: 30H (1117 mm)

Width: 400 mm

Depth: 800 mm

High drawer with 2 plastic pencil trays

– all elements are made of melamine faced chipboard (MFC), class E1, thickness 18 mm with edge in glue technology.

Drawer – including 3 shelves equipped with 2 plastic pencil trays in white colour, lock as an option. Drawer is equipped with silent system and two additional castors for safety reasons.

Accessories – 2 × USB charger in black colour inside drawer and grommet located in the middle or bottom of side wall, as an option.

Handles – available in following finishes:

- wooden handle: natural beech, white beech, black beech or natural oak,
- metal handle in alu colour.

Metal base – made of steel profile 20 × 20 mm, powder-coated in alu, white or black colour.

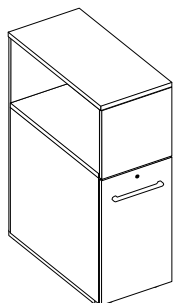
Height: 3.50H (1212 mm)

Width: 445 mm


Depth: 800 mm

All Big Orga Towers are fully assembled as standard.

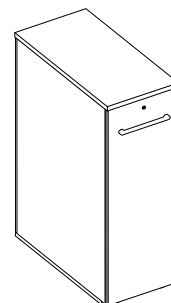
11.2. Product range



Low drawer and open part with melamine faced chipboard back



Low drawer and open part with metal panel back



High drawer with 2 plastic pencil trays

12. Low cabinets with upholstered sitting pads

12.1. Low cabinets versions

One-sided (1 sliding door and open part)

Double-sided (1 sliding door per side)

Sides and top are made of melamine faced chipboard (MFC), thickness 25 mm, back, bottom part and front thickness 18 mm, with edge in glue technology.

Sliding doors – equipped with soft-close system, without lock.

Upholstered sitting pads – made of chipboard, thickness 12 mm covered with cut foam, thickness 27 mm, density 43 kg/m³. Total thickness 40 mm. Cabinet includes 2 sitting pads with velcro-type fixing to cabinet top, width of each 774 mm.

Upholstered backrest pad – structure similar to the seat pad. Total height 270 mm. Cabinet can be equipped with 1 or 2 backrest pads with velcro-type fixing to cabinet sides.

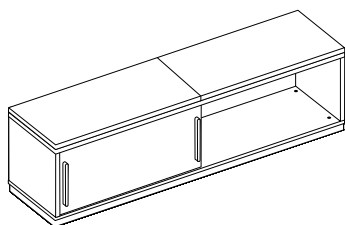
Handles – available in following finishes:

- wooden handle: natural beech, white beech, black beech or natural oak,
- metal handle in alu colour.

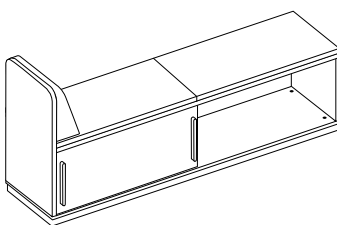
Metal base – made of steel profile 40 × 20 mm, powder-coated in alu, white or black colour.

Cabinets are assembled as standard except for seat and backrest pads.

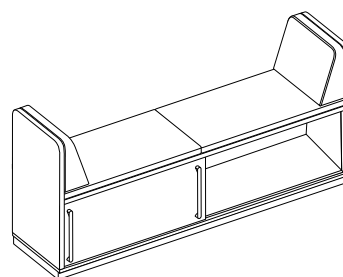
11.2. Product range



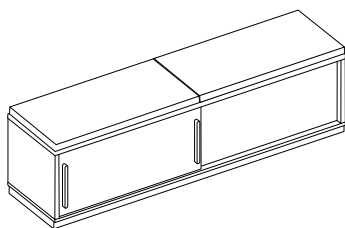
One-sided low cabinet
Upholstered sitting pads



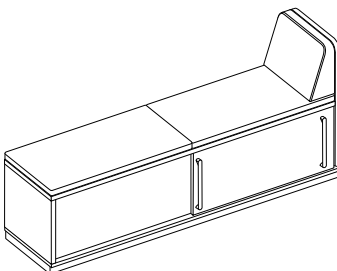
One-sided low cabinet
Upholstered sitting pads and 1 backrest



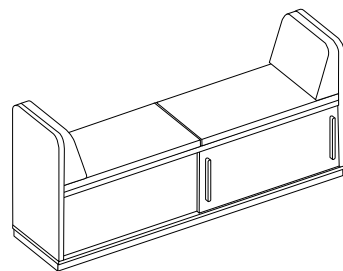
One-sided low cabinet
Upholstered sitting pads and 2 backrests



Double-sided low cabinet
Upholstered sitting pads



Double-sided low cabinet
Upholstered sitting pads and 1 backrest



Double-sided low cabinet
Upholstered sitting pads and 2 backrests

13. Cabinet

13.1 Cabinet versions

One-sided, free-standing

Double-sided, free-standing

One-sided, for integration with desk or workbench

Double-sided, for integration with desk or workbench

Carcass, back, front, shelves and top are made of melamine faced chipboard (MFC), class E1, thickness 18 mm, construction shelf thickness 25 mm, with edge in glue technology.

Sliding doors (upper and bottom) – equipped with

soft-close system, lock as an option except for upper sliding doors.

Metal panel – made of Ø 10 mm rod, powder coated in alu, white or black colour, always in the same colour as metal base.

Drawers – made of metal, equipped with soft-close system, lock as an option.

Handles – available in following finishes:

- wooden handle: natural beech, white beech, black beech or natural oak,
- metal handle in alu colour.

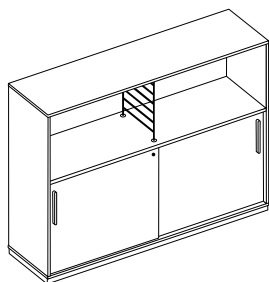
Metal base – made of steel profile 40 × 20 mm, powder-coated in alu, white or black colour. Each cabinet is equipped with levelling glides.

Note: cabinets for integration are equipped with dedicated metal connector for desk or workbench assembly. Cabinets can be integrated only with desk or workbench on U-legs base.

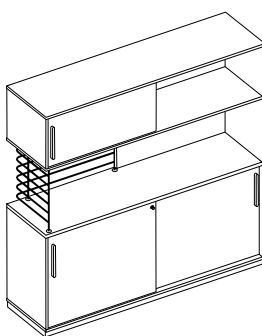
All cabinets are fully assembled as standard.

Technical description

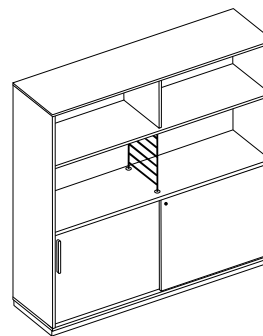
13.2. Product range



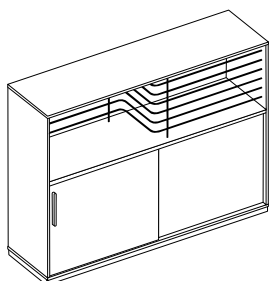
One-sided free-standing cabinet
Model D



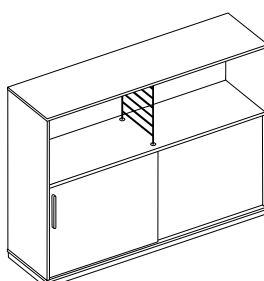
One-sided free-standing cabinet
Model L



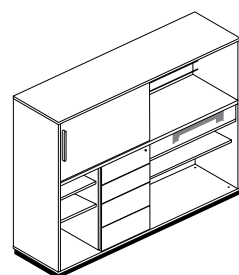
One-sided free-standing cabinet
Model M



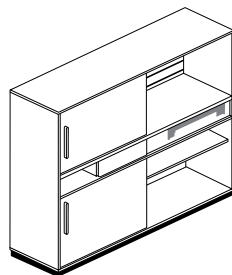
Double-sided free-standing cabinet
Model C



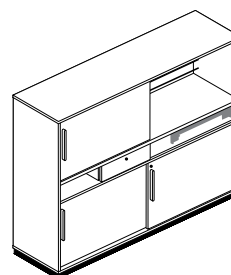
Double-sided free-standing cabinet
Model D



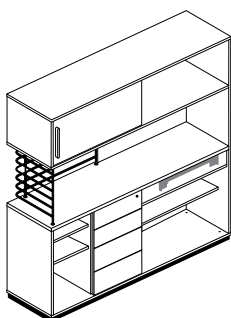
One-sided cabinet for integration
Model B



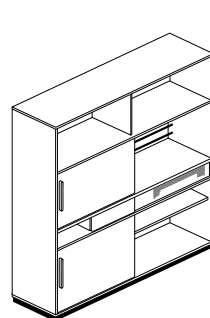
One-sided cabinet for integration
Model D



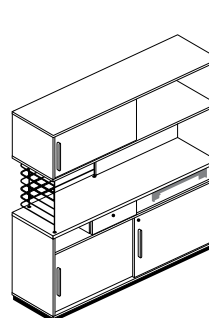
One-sided cabinet for integration
Model F



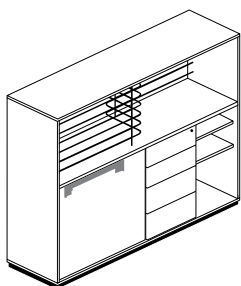
One-sided cabinet for integration
Model H



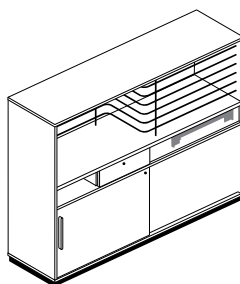
One-sided cabinet for integration
Model I



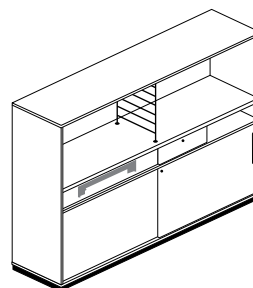
One-sided cabinet for integration
Model L



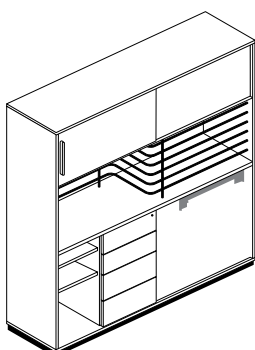
Double-sided cabinet for integration
Model A



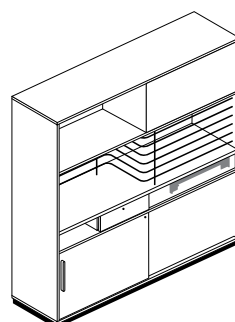
Double-sided cabinet for integration
Model C



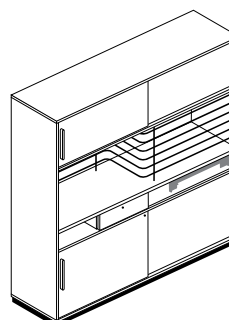
Double-sided cabinet for integration
Model D



Double-sided cabinet for integration
Model F



Double-sided cabinet for integration
Model I



Double-sided cabinet for integration
Model J

14. Locker cabinets

Locker cabinets are available with following number of units: 9, 12 or 16. Unit internal dimensions: height 370 mm, width 370 mm, depth 400 mm.

Structure – all elements are made of melamine faced chipboard (MFC), class E1, thickness 18 mm with edge in glue technology.

Door types:

- full door,
- with letter slot.

Doors are equipped with 110° opening angle hinges and soft-close system.

Door finish options:

- melamine faced chipboard (MFC), thickness 18 mm, class E1, with edge in glue technology,
- laminate – front part of plywood covered with laminate, back part covered with anti-resilient laminate in grey colour, thickness 16 mm, with wax protected edge (plywood structure visible).

Available fronts colour concepts on p. 122–123.

Letter slots – both-sides rounded cut out in door, dimensions: width 312 mm, height 21 mm.

- in doors made of melamine faced chipboard slot edge is protected by plastic cover available in white, alu or black colour, always in the same colour as metal base.

- in doors made of laminated plywood slot edge is wax protected (plywood structure visible).

Slots replaces handles.

Locks:

- cylinder lock with interchangeable insert,
- combination lock (black colour) with fixed code mode, free code mode available upon request,
- RFID electronic card lock, compatible with Mifare system, hidden behind the door. Additionally lock is equipped with: assigned users card, master and program card for administration purpose.

Handles – available in following finishes:

- wooden handle: natural beech, white beech, black beech or natural oak,
- metal handle in alu colour.

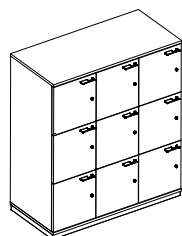
Handles are applicable only to: full doors equipped with cylinder lock or RFID electronic card lock.

Metal base – made of steel profile 40 × 20 mm, powder-coated in alu, white or black colour. Each cabinet is equipped with levelling glides.

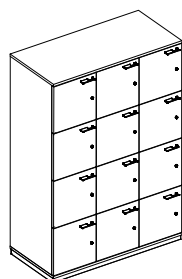
Accessories – 2 × USB charger in black colour inside each deposit unit, as an option.

All lockers are fully assembled as standard.

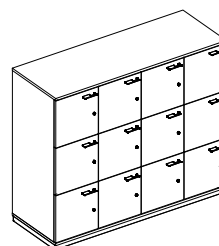
14.1. Product range




Locker cabinet, full door
9 units



Locker cabinet, full door
12 units

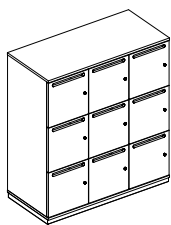


Locker cabinet, full door
12 units

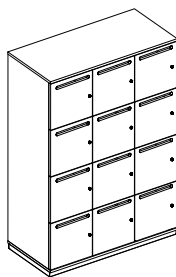


Locker cabinet, full door
16 units

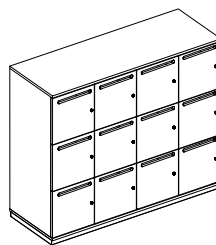
Technical description



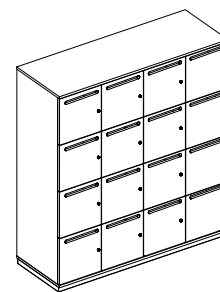
Locker cabinet, door with letter slot
9 units



Locker cabinet, door with letter slot
12 units



Locker cabinet, door with letter slot
12 units




Locker cabinet, door with letter slot
16 units



14.2. Door colour concept



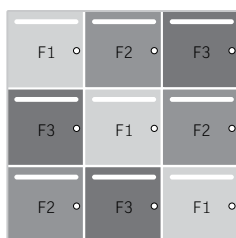
Door colour concept A



Door colour concept B



Door colour concept C



F2	F2	F2	F2
F1	F2	F2	F2
F1	F1	F2	F2
F1	F1	F1	F2

Door colour concept D

F1	F2	F2
F1	F1	F2
F1	F1	F1

F2	F2	F2
F1	F2	F2
F1	F1	F2
F1	F1	F1

F1	F2	F2	F2
F1	F1	F2	F2
F1	F1	F1	F2

F1	F1	F2	F2
F1	F1	F2	F2
F1	F1	F2	F2
F1	F1	F2	F2

Door colour concept E

F1	F1	F2
F1	F1	F2
F1	F1	F2

F1	F1	F2
F1	F1	F2
F1	F1	F2
F1	F1	F2

F1	F1	F2	F2
F1	F1	F2	F2
F1	F1	F2	F2

F2	F2	F2	F2
F2	F2	F2	F2
F1	F1	F1	F1
F1	F1	F1	F1

Door colour concept F

F2	F2	F2
F1	F1	F1
F1	F1	F1

F2	F2	F2
F2	F2	F2
F1	F1	F1
F1	F1	F1

F2	F2	F2	F2
F1	F1	F1	F1
F1	F1	F1	F1

F1	F2	F1	F2
F2	F1	F2	F1
F1	F2	F1	F2
F2	F1	F2	F1

Door colour concept G

F1	F2	F1
F2	F1	F2
F1	F2	F1

F1	F2	F1
F2	F1	F2
F1	F2	F1
F2	F1	F2

F1	F2	F1	F2
F2	F1	F2	F1
F1	F2	F1	F2

F1	F2	F2	F1
F1	F2	F2	F1
F1	F2	F2	F1
F1	F2	F2	F1

Door colour concept H

F1	F2	F1
F1	F2	F1
F1	F2	F1

F1	F2	F1
F1	F2	F1
F1	F2	F1
F1	F2	F1

F1	F2	F2	F1
F1	F2	F2	F1
F1	F2	F2	F1

Technical description

15. Technical regulations, certificates and quality marks (for selected product configurations)

GS safety certificate.