

SQart
workstation

Description

1. Desks

1.1. Table top with frame

Fixed and sliding table tops – made of melamine faced chipboard (MFC), thickness 25 mm, class E1, with 2 mm edge in glue technology as standard, or laser edge as an option. Table tops are equipped with pre-assembled metal frame. Table tops are available in following shape options: rectangular, L-shape, single wave, double wave and angular 120°, and in wide range of dimensions. Cut outs for grommets as well as media ports in various types and configurations – applicable as an option.

Frame – made of steel profile 50 × 25 mm, powder-coated in black colour only.

1.2. Base

Rectangular legs – made of steel profile 60 × 25 mm, assembly to desk frame. Finish options: powder-coated in alu, black, white or grey colour.

Fixed height 740 mm as standard, levelling in range of 15 mm.

Manual height adjustment in range of 640–860 mm, as an option.

O-legs – made of steel profile 60 × 25 mm, assembly to desk frame.

Finish options: powder-coated in alu, black, white or grey colour.

Fixed height 740 mm as standard, levelling in range of 15 mm.

Manual height adjustment in range of 640–860 mm, as an option.

C-legs – columns made of steel profiles 70 × 70 mm with feet with levelling glides. Feet are equipped with plastic caps in black colour only. Assembly to desk frame.

Finish options: powder-coated in alu, black, white or grey colour.

Fixed height 740 mm as standard, levelling in range of 15 mm.

Manual height adjustment in range of 680–820 mm, as an option.

Rectangular legs, C-leg or O-leg integrated with Big Orga Tower

Big Orga Tower – all elements made of melamine faced chipboard (MFC), class E1, thickness 18 mm with edge in glue technology.

High drawer with 3 shelves inside and lock.

Handles in alu colour only.

Additional castor and counter-weight included as standard for safety reasons.

Base fixed height 740 mm as standard, levelling in range of 15 mm, Big Orga Tower height 3 OH.

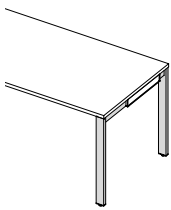
All desks are unassembled as standard, except for Big Orga Tower – fully assembled as standard.

Note: Desks to be ordered separately as two parts:

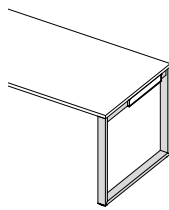
- table top with pre-assembled frame,
- base.

1.3. Product range

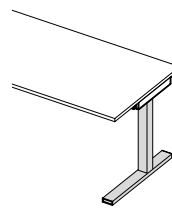
Bases



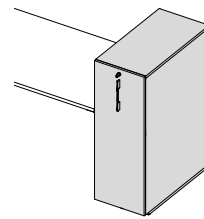
1. Rectangular legs



2. O-legs



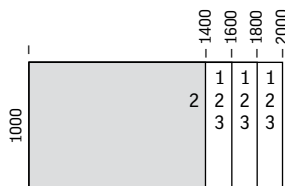
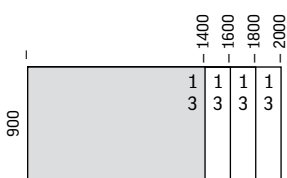
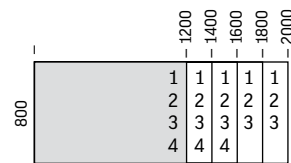
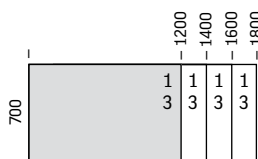
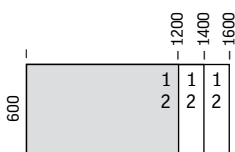
3. C-legs



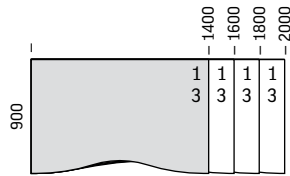
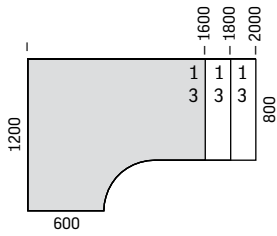
4. Big Orga Tower

Table tops

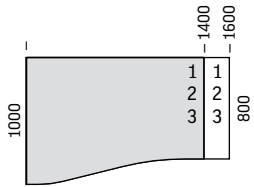
Rectangular



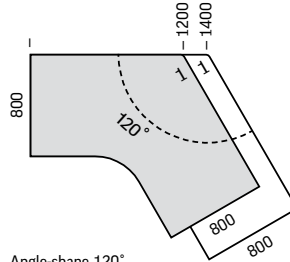
Other shapes



L-shape



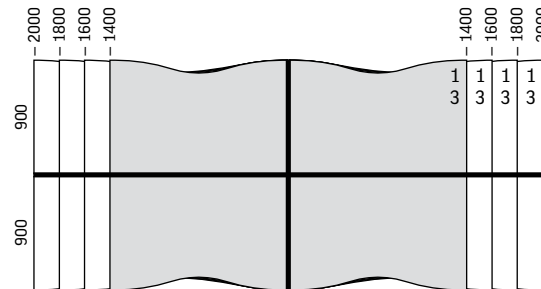
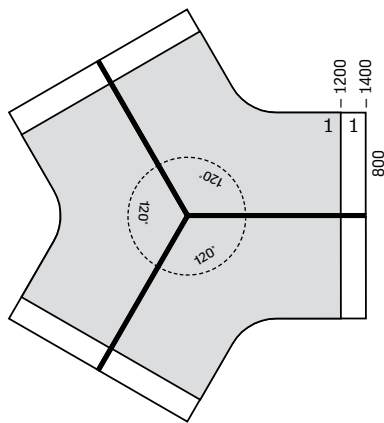
Double wave



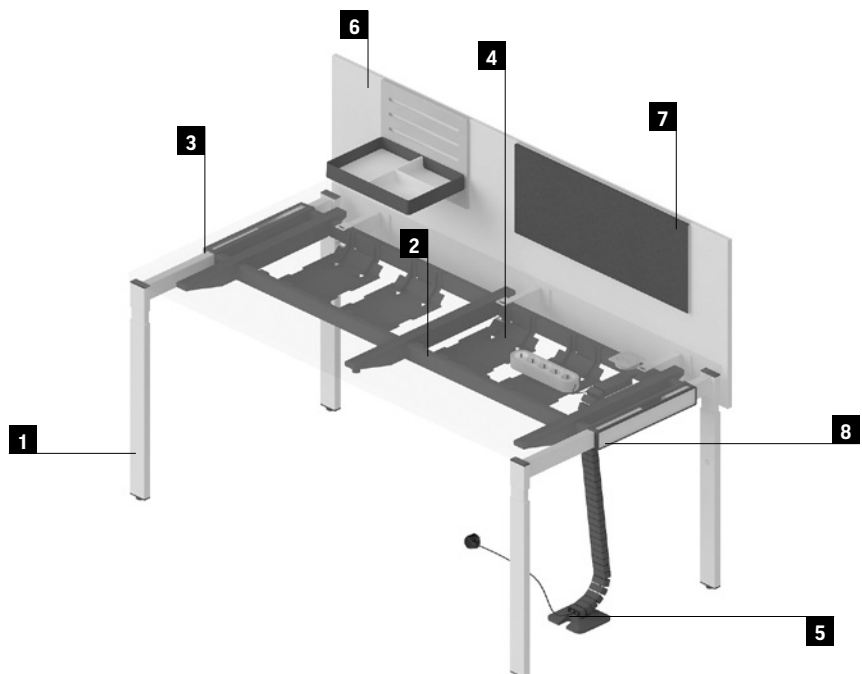
Single wave

Angle-shape 120°

Example of arrangements



- 1** Rectangular legs
- 2** Frame
- 3** Table top
- 4** Horizontal wire trunking - modular
- 5** Vertical wire trunking - flexible modular
- 6** Upper panel, front
- 7** Panel upholstered pad
- 8** ID cover



2. Desk extensions

2.1. Table top with frame

Fixed table tops – made of melamine faced chipboard (MFC), thickness 25 mm, class E1, with 2 mm edge in glue technology as standard, or laser edge as an option. Table tops are equipped with pre-assembled metal frame. Available shape – rectangular.

Frame – made of steel profile 50 × 25 mm, powder-coated in black colour only.

2.2. Base

Rectangular legs – made of steel profile 60 × 25 mm, assembly to desk frame.

Finish options: powder-coated in alu, black, white or grey colour.

Fixed height 740 mm as standard, levelling in range of 15 mm.

Manual height adjustment in range of 640–860 mm, as an option .

C-leg – column made of steel profile 70 × 70 mm with foot with levelling glides. Foot is equipped with plastic caps in black colour only. Assembly to desk frame.

Finish options: powder-coated in alu, black, white or grey colour.

Fixed height 740 mm as standard, levelling in range of 15 mm.

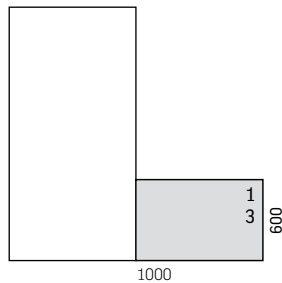
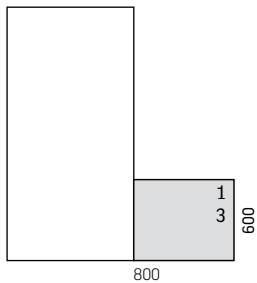
Manual height adjustment in range of 680–820 mm, as an option.

All desk extensions are unassembled as standard.

Note: Desk extensions to be ordered separately as two parts:

- table top with pre-assembled frame,
- base.

2.3. Product range



3. Workbenches

Workbench basic module – face to face workstation.

Workbench additional module – face to face workstation on two legs recessed 122 mm from table top edge, to extend workbench arrangement. Available with or without possibility of side panel assembly.

3.1. Table tops with frame

Fixed and sliding table tops – made of melamine faced chipboard (MFC), thickness 25 mm, class E1, with 2 mm edge in glue technology as standard, or laser edge as an option. Table tops

are equipped with pre-assembled metal frame. Available shape – rectangular and in wide range of dimensions.

Slots – for sliding table tops, and fixed table tops with flaps, as an option.

Flaps – for fixed table tops, as an option.

Frame – made of steel profile 50 × 25 mm, powder-coated in black colour only.

3.2. Base

Rectangular legs – made of steel profile 60 × 25 mm, assembly to workbench frame.

Finish options: powder-coated in alu, black, white or grey colour.

Fixed height 740 mm as standard, levelling in range of 15 mm.

O-legs – made of steel profile 60 × 25 mm, assembly to workbench frame.

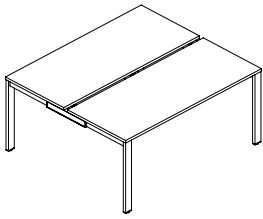
Finish options: powder-coated in alu, black, white or grey colour.

Fixed height 740 mm as standard, levelling in range of 15 mm.

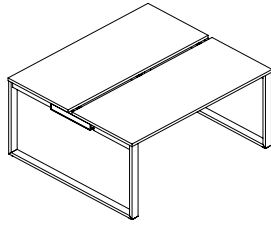
Technical description

3.3. Product range

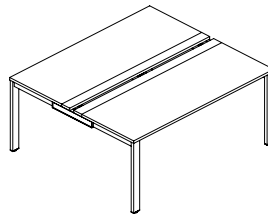
Bases



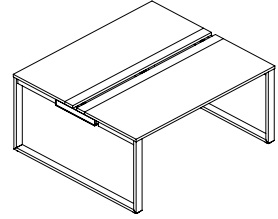
Basic module, sliding table tops
Rectangular legs



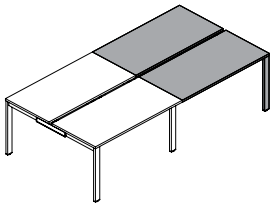
Basic module, sliding table tops
O-legs



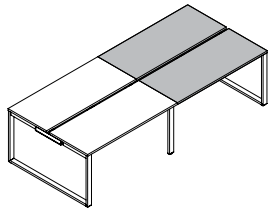
Basic module, fixed table tops with flaps
Rectangular legs



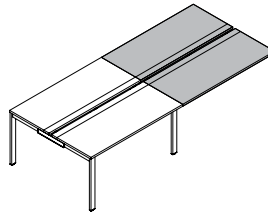
Basic module, fixed table tops with flaps
O-legs



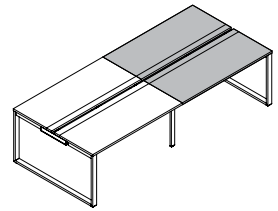
Additional module, sliding table tops
Rectangular legs



Additional module, sliding table tops
O-legs

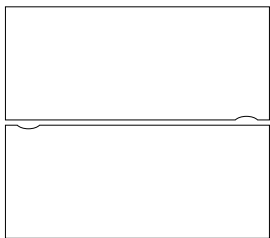
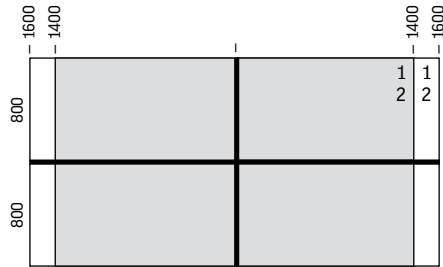
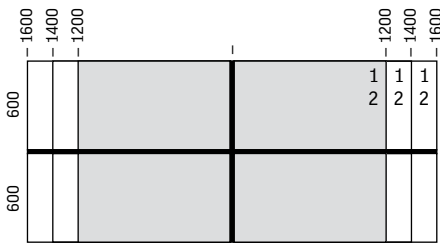


Additional module, fixed table tops with flaps
Rectangular legs

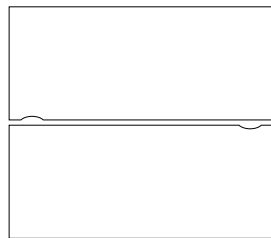


Additional module, fixed table tops with flaps
O-legs

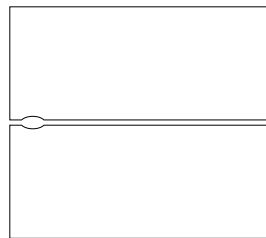
Table tops



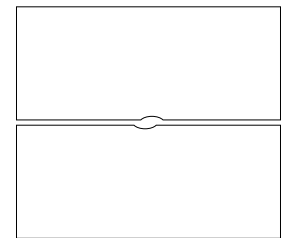
L slot (2 left)




R slot (2 right)



T slot (left and right)

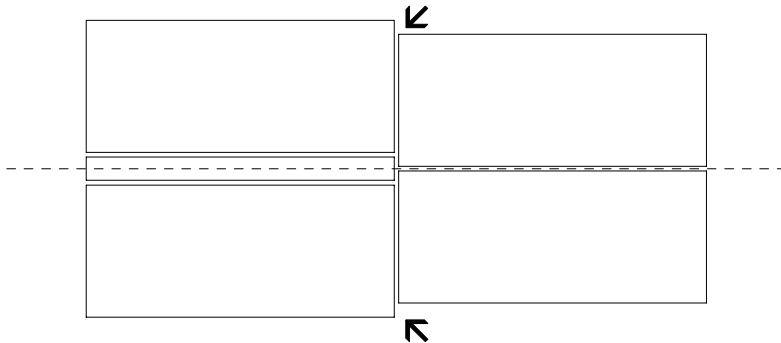


M slot (2 middle)



Opening flap

Note: Workbench basic and additional modules must be ordered the same – all with or without possibility of panel assembly. Otherwise table tops will not be in the same line.



4. Workbenches – additional module for linear connection

4.1. Table top with frame

Fixed and sliding table tops – made of melamine faced chipboard (MFC), thickness 25 mm, class E1, with 2 mm edge in glue technology as standard, or laser edge as an option. Table tops are equipped with pre-assembled metal frame. Available shape – rectangular and in wide range of dimensions.

Cut outs for grommets as well as media ports in various types and configurations – applicable as an option.

Frame – made of steel profile 50 × 25 mm, powder-coated in black colour only.

Finish options: powder-coated in alu, black, white or grey colour.

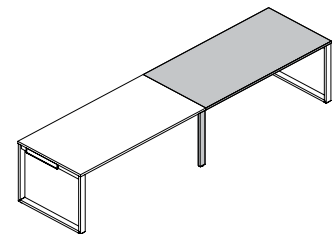
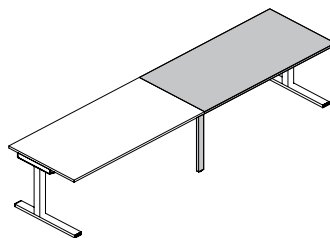
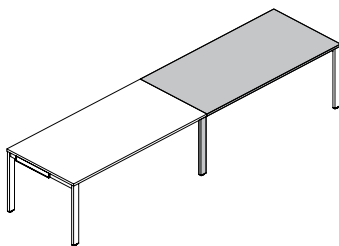
Fixed height 740 mm as standard, levelling in range of 15 mm.

Available with or without possibility of side panel assembly.

4.2. Base

Rectangular legs – made of steel profile 60 × 25 mm, assembly to workbench frame.

4.3. Product range



Technical description

5. Conference tables

5.1. Table top with frame

Fixed table tops – made of melamine faced chipboard (MFC), thickness 25 mm, class E1, with 2 mm edge in glue technology as standard, or laser edge as an option. Table tops are equipped with pre-assembled metal frame. Available shape – rectangular and in wide range of dimensions.
Cut outs for grommets as well as media ports in various types and configurations – applicable as an option.

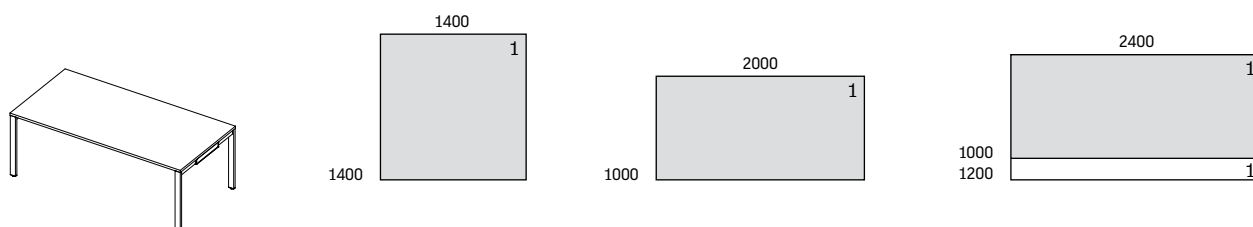
Frame – made of steel profile 50 × 25 mm, powder-coated in black colour only.

5.2. Base

Rectangular legs – made of steel profile 60 × 25 mm, assembly to frame.
Finish options: powder-coated in alu, black, white or grey colour.
Fixed height 740 mm as standard, levelling in range of 15 mm.

For conference table 2400 × 1000 mm, 2 central legs are 200 mm recessed from table top edge.
For conference table 2400 × 1200 mm, 2 central legs are 300 mm recessed from table top edge.

5.3. Product range



6. High meeting tables

6.1. Table top with frame


Fixed table tops – made of melamine faced chipboard (MFC), thickness 25 mm, class E1, with 2 mm edge in glue technology as standard, or laser edge as an option. Table tops are equipped with pre-assembled metal frame. Available shape – rectangular.
Cut outs for grommets as well as media ports in various types and configurations – applicable as an option.

Frame – made of steel profile 50 × 25 mm, powder-coated in black colour only.

6.2. Base

O-legs – made of steel profile 60 × 25 mm, assembly to frame.
Finish options: powder-coated in alu, black, white or grey colour.
Fixed height 1100 mm as standard, levelling in range of 15 mm.

6.3. Product range



| | ADJUSTMENT RANGE | | | | | |
|--------------------------|-----------------------------|------------|---------------------|-----------------------------|-------------------|------------|
| | DESKS | | | WORKBENCHES | CONFERENCE TABLES | HIGH TABLE |
| | RECTANGULAR LEGS AND O-LEGS | C-LEGS | WITH BIG ORGA TOWER | RECTANGULAR LEGS AND O-LEGS | RECTANGULAR LEGS | O-LEGS |
| Fixed height | 740 mm | 740 mm | 740 mm | 740 mm | 740 mm | 1100 mm |
| Manual height adjustment | 640–860 mm | 680–820 mm | – | – | – | – |

7. Benches

7.1. Seat with frame

Seat - made of melamine faced chipboard (MFC), thickness 25 mm, class E1, with 2 mm ABS edge in glue technology as standard, or laser edge as an option, with rectangular shape.

Seat can be equipped with upholstered cushion - as an option.

Frame - made of steel profile 50 × 25 mm, powder-coated in black colour only.

7.2. Base

O-legs - made of steel profile 60 × 25 mm, assembly to frame.

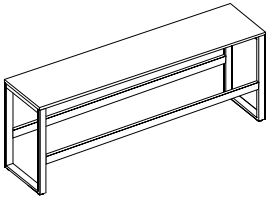
Foot bars - made of steel profile 40 × 20 mm. Finish options: powder-coated in alu, black, white or grey colour, all elements always in the same colour.

Fixed height 770 mm as standard, levelling in range of 15 mm.

7.3. Upholstered cushion for bench

Cushion - made of foam covered with fabric, underneath with a non-slip mat, dimensions 480 × 480 mm.

7.3. Product range



8. Mobile table

8.1. Table top

Fixed table tops - made of melamine faced chipboard (MFC), thickness 25 mm, class E1, with 2 mm edge in glue technology as standard, or laser edge as an option.

Available shapes - round (Ø800 mm), rectangular (800 × 800 mm).

8.2. Base

Cross base, mobile - cross bars made of steel tubes 40 × 20 mm.

Column is made of steel tube Ø 70 mm.

Four Ø 65 mm castors equipped with brakes.

Finish options: powder-coated in alu, or white colour.

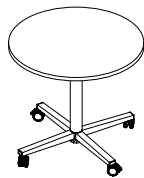
Fixed height 740 mm as standard.

Pneumatic height adjustment in range of 720-1120 mm, as an option .

8.3. Product range



800 × 800 mm



Ø 800 mm

9. Table top finishes combinations

| | | TABLE TOP FINISH - MELAMINE FACED CHIPBOARD (MFC) | | | | | | | | | |
|-------------|-----------------|---|-----------|-----------|-----------|-----------|-----------|-----------|-----------|-----------|-----------|
| | | BI (G) | MB (4) | MP (P) | BZ (I) | CC (K) | MS (E) | NM (5) | NR (6) | NS (7) | |
| EDGE FINISH | LASER | BI (G) | BI | 4G | PG | IG | KG | EG | 5G | 6G | 7G |
| | | MB (4) | G4 | MB | P4 | I4 | K4 | E4 | 54 | 64 | 74 |
| | | MP (P) | GP | 4P | MP | IP | KP | EP | 5P | 6P | 7P |
| | | NB (U) | GU | 4U | PU | IU | KU | EU | 5U | 6U | 7U |
| | | NH (3) | G3 | 43 | P3 | I3 | K3 | E3 | 53 | 63 | 73 |
| | | NJ (2) | G2 | 42 | P2 | I2 | K2 | E2 | 52 | 62 | 72 |
| | GLUE TECHNOLOGY | BI (G) | BI | 4G | PG | IG | KG | EG | 5G | 6G | 7G |
| | | MB (4) | G4 | MB | P4 | I4 | K4 | E4 | 54 | 64 | 74 |
| | | MP (P) | GP | 4P | MP | IP | KP | EP | 5P | 6P | 7P |
| | | BZ (I) | GI | 4I | PI | BZ | KI | EI | 5I | 6I | 7I |
| | | CC (K) | GK | 4K | PK | IK | CC | EK | 5K | 6K | 7K |
| | | MS (E) | GE | 4E | PE | IE | KE | MS | 5E | 6E | 7E |
| | | NM (5) | G5 | 45 | P5 | I5 | K5 | E5 | NM | 65 | 75 |
| | | NR (6) | G6 | 46 | P6 | I6 | K6 | E6 | 56 | NR | 76 |
| | | NS (7) | G7 | 47 | P7 | I7 | K7 | E7 | 57 | 67 | NS |
| | | NU (8) | G8 | 48 | P8 | I8 | K8 | E8 | 58 | 68 | 78 |
| | | NA (X) | GX | 4X | PX | IX | KX | EX | 5X | 6X | 7X |
| | | NB (U) | GU | 4U | PU | IU | KU | EU | 5U | 6U | 7U |
| | | NC (9) | G9 | 49 | P9 | I9 | K9 | E9 | 59 | 69 | 79 |
| | | NH (3) | G3 | 43 | P3 | I3 | K3 | E3 | 53 | 63 | 73 |
| NJ (2) | G2 | 42 | P2 | I2 | K2 | E2 | 52 | 62 | 72 | | |
| NL (0) | G0 | 40 | P0 | I0 | K0 | E0 | 50 | 60 | 70 | | |
| NT (R) | GR | 4R | PR | IR | KR | ER | 5R | 6R | 7R | | |
| NV (W) | GW | 4W | PW | IW | KW | EW | 5W | 6W | 7W | | |
| NP (J) | GJ | 4J | PJ | IJ | KJ | EJ | 5J | 6J | 7J | | |
| NZ (L) | GL | 4L | PL | IL | KL | EL | 5L | 6L | 7L | | |

The following code **GL** identifies table top colour as: melamine faced chipboard MFC in White colour BI (G) with edge in Natural Hickory NZ (L)

Technical description

10. Cable management

Horizontal wire trunkings

Modular – made of plastic or metal in black colour, fixing to frame. Available in sets of 2 or 3 pieces.

Vertical wire trunkings

Flexible modular – made of plastic in black colour. Fixing directly to table top. Applicable to fixed height and height adjustable desks.

For rectangular leg – made of steel sheet, thickness 0.8 mm, powder-coated in alu, black, white or grey colour. Tool-free assembly to leg.

11. Panels

11.1. Desk panels

Upper, front and side – made of melamine faced chipboard (MFC), thickness 18 mm, class E1, with edge in glue technology. Panels are equipped with aluminium profile fitted on the top panel edge for panel accessories. Assembly to desk frame (front panel) or to table top (side panel) with dedicated metal brackets in black colour only.

One-piece (upper and modesty), front – made of melamine faced chipboard (MFC), thickness 18 mm, class E1, with edge in glue technology. Panels are equipped with aluminium profile fitted on the top panel edge for panel accessories. Assembly to desk frame with dedicated metal brackets in black colour only.

Modesty, front – made of melamine faced chipboard (MFC), thickness 18 mm, class E1, with edge in glue technology. Assembly to desk frame with dedicated metal brackets in black colour only.

CS5040 upper fully upholstered, front – structure is made of 8 mm raw chipboard with 8 mm soft fibreboard on both sides, with fabric cover, pinnable. Panel thickness 24 mm, upper edges rounded at 50 mm radius. Assembly with metal brackets to desk frame or pulled over table top edge (for fixed table top only). Upholstered panel is placed in U-shape bracket, and can be easily removed. Brackets finish options: powder-coated in alu, black, white or grey colour.

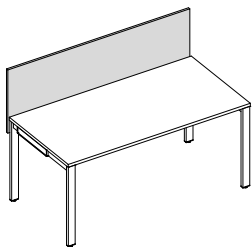
CS5040 upper felt, front – made of thermoformed felt in light or dark grey colour. Panel thickness 24 mm, upper edges rounded at 40 mm radius. Assembly with metal brackets to desk frame or pulled over table top edge (for fixed table top only). Felt panel is placed in U-shape bracket, and can be easily removed. Brackets finish options: powder-coated in alu, black, white or grey colour.

11.2. Workbench panels

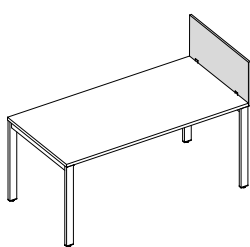
Upper, front and side – made of melamine faced chipboard (MFC), thickness 18 mm, class E1, with edge in glue technology. Panels are equipped with aluminium profile fitted on the top panel edge for panel accessories. Assembly to workbench frame with dedicated metal brackets in black colour only.

CS5040 upper fully upholstered, front – structure is made of 8 mm raw chipboard with 8 mm soft fibreboard on both sides, with fabric cover, pinnable. Panel thickness 24 mm, upper edges rounded at 50 mm radius. Assembly with metal brackets to workbench frame. Upholstered panel is placed in U-shape bracket, and can be easily removed. Brackets finish options: powder-coated in alu, black, white or grey colour.

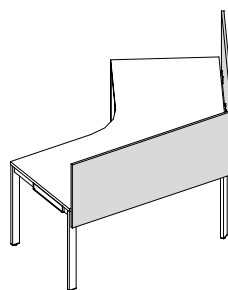
11.3. Product range



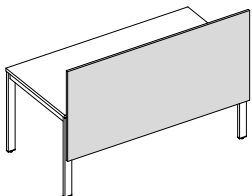
Desk panel, upper front



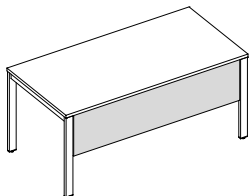
Desk panel, upper side



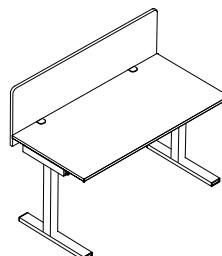
Desk panel, upper front



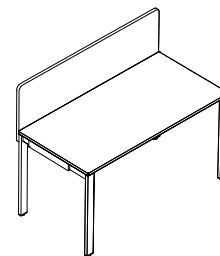
Desk panel one-piece (upper and modesty)



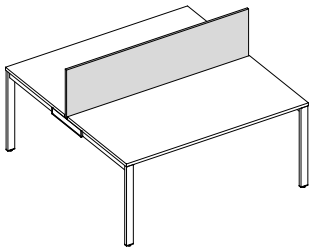
Desk panel, modesty



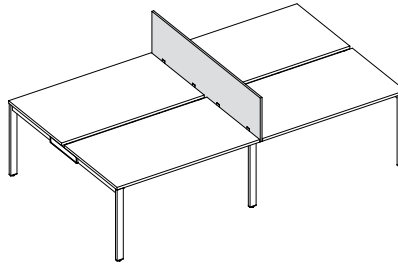
CS5040 desk panel, upper front



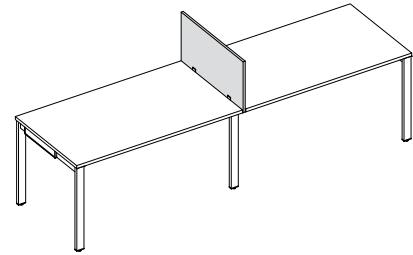
CS5040 desk panel, upper front



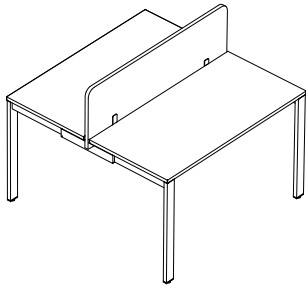
Workbench panel, upper front



Workbench panel, upper side



Workbench panel, upper side (for workbenches in linear connection)



CS5040 workbench panel, upper front

12. Pedestals

12.1. Pedestal versions:

- mobile (height 525 and 575 mm),
- fixed (height 740 mm) available on metal base or feet

Carcass and fronts are made of melamine faced chipboard (MFC), class E1, thickness 18 mm, top of fixed pedestals is made of thickness 25 mm, with edge in glue technology.

Types of drawers: metal (black), equipped with lock.

Types of pencil trays: plastic (black) integrated with pedestal.

All drawer types are with 80 % slide extension, except for drawers with filing frame, which are fully extendable. Pencil trays are always 100 % extendable.

All pedestals are equipped with a soft-close system and central lock with stop control plus

mechanism (allows for independent pencil tray opening).

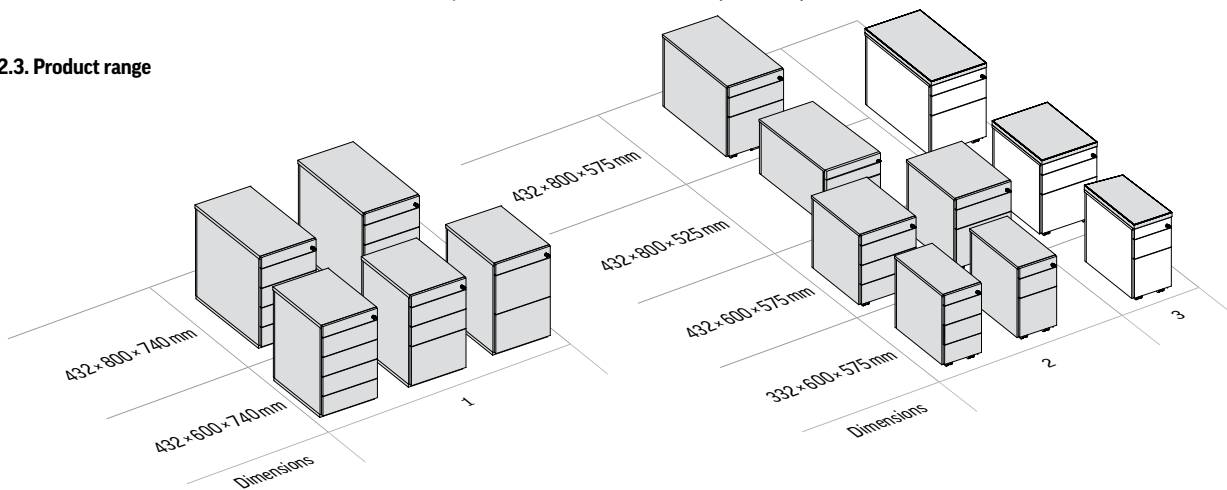
Drawers opening by 15 mm gap between drawer front and carcass (no handles).

Four Ø 35 mm castors - applicable to mobile version.

Upholstered pad for pedestal with velcro-type fixing - as an option.

All pedestals are fully assembled as standard.

12.3. Product range



1. Fixed pedestals
2. Mobile pedestals
3. Upholstered pads for mobile pedestals

Technical description

13. Big Orga Tower

13.1. Free-standing

All elements are made of melamine faced chipboard (MFC), class E1, thickness 18 mm with edge in glue technology. High drawer with 3 shelves inside and lock.

Additional castor and counter-weight included as standard for safety reasons.

Handles – available in following finishes:

- metal handle in alu colour,
- wooden handle: natural beech, white beech, black beech or natural oak, as an option.

Fixed height 1117 mm as standard, levelling in range of 15 mm.

Big Orga Tower – fully assembled as standard.

14. Cabinets

14.1. Cabinets models

Sliding door (cabinet and upper) – doors are made of melamine faced chipboard (MFC), thickness 18 mm. Shelves are made of melamine faced chipboard (MFC), thickness 18 mm for widths 1000 mm (reinforced with metal plinth), 1200, 1600 mm, or thickness 25 mm as an option for cabinets widths 1200, 1600 mm. Grey metal shelves with filing frame function available for width 1200 mm. Equipped with lock.

Tambour door (cabinet and upper) – door is made of polypropylene in alu or white colour. Shelves are made of melamine faced chipboard (MFC), thickness 18 mm as standard for widths 800, 1200, 1600 mm. For cabinets width 1000 mm, thickness 18 mm shelves are reinforced with a metal plinth. 25 mm thickness available as option for all cabinet widths. Equipped with lock.

Hinged door (cabinet and upper) – doors are made of melamine faced chipboard (MFC), thickness 18 mm, shelves are made of melamine faced chipboard (MFC), thickness 18 mm as standard, reinforced with a metal plinth for cabinets width 1000 mm. 25 mm thick shelves are available as an option for cabinets widths 600 and 800 mm. Grey metal shelves with filing frame function are available for all widths. Equipped with lock.

Open (cabinet and upper) – no doors, shelves are made of melamine faced chipboard (MFC), thickness 18 mm as standard, reinforced with a metal plinth for cabinets width 1000 mm.

25 mm thick shelves are available as an option for cabinets widths 600 and 800 mm. Grey metal shelves with filing frame function are available for all widths.

Glass door (cabinet and upper) – doors are made of 6 mm hardened, satin glass. Shelves are made of melamine faced chipboard (MFC), thickness 18 mm as standard, or thickness 25 mm as an option. Without lock.

Drawer (cabinet) – fronts are made of melamine faced chipboard (MFC), class E1, thickness 18 mm.

Drawer versions:

- drawers with filing frame, metal drawers and drawer with filing frame,
- metal drawers.

All drawers are fully extendable and equipped with counter-weight as standard for safety reasons.

Wardrobe (cabinet) – hinged doors are made of melamine faced chipboard (MFC), thickness 18 mm. Shelves are made of melamine faced chipboard (MFC), thickness 18 mm as standard. Equipped with lock.

Combi (cabinet) – bottom part consists of hinged doors made of melamine faced chipboard (MFC), thickness 18 mm, upper part is open. Shelves are made of melamine faced chipboard (MFC), thickness 18 mm as standard. Equipped with lock.

Common elements for all types of cabinets

Carcass and top – made of melamine faced chipboard (MFC) class E1, thickness 18 mm, with edge in glue technology.

Cabinet back – made of melamine faced chipboard (MFC) class E1, thickness 12 mm.

All cabinets are available on metal base or plastic feet.

Handles:

- metal handle in alu color only,
- wooden handle in natural beech, natural oak or enameled on white or black, as an option.

Glass door cabinets are available only with dedicated metal handle.

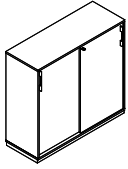
Important rules to be respected while combining cabinets with upper cabinets:

- maximum height of cabinet and upper cabinet set is 60H,
- cabinet and upper cabinet widths must be the same,
- height of cabinet and upper cabinet set in combinations 20H + 10H, 30H + 10H, 20H + 20H and 50H + 10H is not of exact height as one-piece cabinet 30H, 40H and 60H.

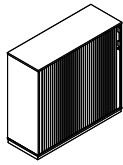
All cabinets and upper cabinets are unassembled as standard, except for tambour door and drawer cabinets, which are fully assembled.

14.3. Product range

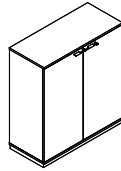
Cabinets



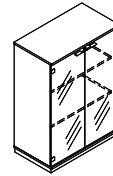
Sliding door



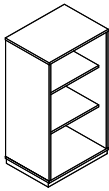
Tambour door



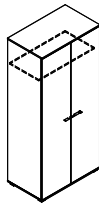
Hinged door




Glass hinged door



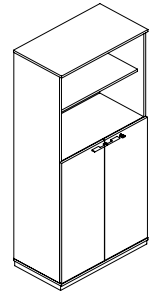
Open cabinets



Wardrobes

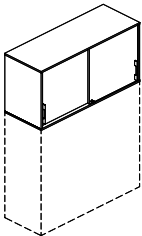


Drawer cabinets

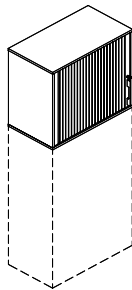


Combi cabinets

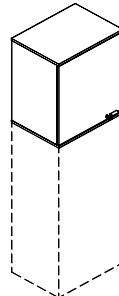
Upper cabinets



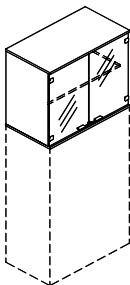
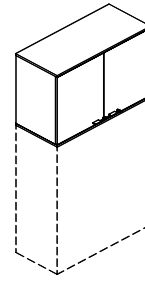
Sliding door



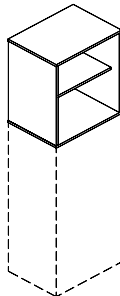
Tambour door



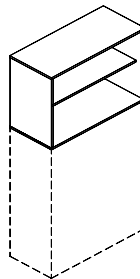
Hinged door



Glass hinged door



Open cabinets



Technical description

15. Upholstered pad for cabinet back (sound-absorbing)

Total thickness 56 mm, made of chipboard, thickness 18 mm and 8 mm with non-woven fabric (polyester) with sound-absorbing properties.

16. Mobile sideboard

Carcass and fronts are made of melamine faced chipboard (MFC), class E1, thickness 18 mm, with edge in glue technology.

Sideboard version:

- 2 hinged doors equipped with single-point lock, and 2 drawers with 80 % slide extension, equipped with central lock
- 2 hinged doors equipped with single-point lock, and 3 drawers with 80 % slide extension, equipped with central lock

- 3 hinged doors equipped with single-point lock. Grommets available as an option.

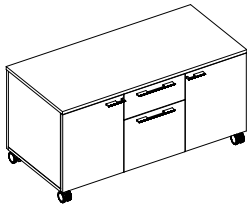
Five Ø 65 mm castors without brakes.

Metal drawers with soft-close system and stop control plus function (only one drawer can be pulled out at a time and pulling out of all drawers can be locked after the sideboard is tilted) available as standard. Sideboard with drawers has a built-in pencil drawer inside upper drawer, as standard.

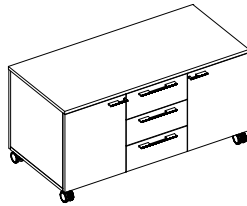
Handles:

- metal handle in alu color only.
 - wooden handle in natural beech, natural oak or enameled on white or black as an option.
- Sideboard is fully assembled as standard.

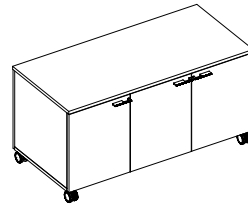
16.1. Product range



2 hinged door + 2 drawers



2 hinged door + 3 drawers



3 hinged door

17. Technical regulations, certificates and quality marks (for selected product configurations)

GS safety certificate,
COBRABID approved compliance with: EN 527-1, EN 527-2, EN 14073-2.